

AGENDA
Board of Trustees Meeting
 Madison County Mass Transit District
 8:30 a.m., Thursday, April 28, 2022
 1 Transit Way, Pontoon Beach, Illinois

<u>Section</u>	<u>Item</u>	<u>Recommendation</u>
	I. Pledge of Allegiance.	
	II. Call to Order: Roll Call.	
	III. Public Comments.	
IV.	<u>Consideration of the minutes of the March 31, 2022, regular meeting, for inclusion in the District's official records.</u>	Discussion/Action
V.	<u>Financial:</u>	
	A. Ordinance 22-01 Tentative Annual Budget and Appropriation of the Madison County Mass Transit District for the Fiscal Year Beginning July 1, 2022, and Ending June 30, 2023	Discussion/Action
	B. Payments and Claims: Consideration of the March 2022 Claims for Payment	Discussion/Action
	C. Monthly Financial Report: Review of the Monthly Financial Records as of March 31, 2022	Discussion/Action
	D. Update on Managed Investment Services: Busey Bank	Information
VI.	<u>Services:</u>	
	A. Managing Director's Report, SJ Morrison	Information
	B. MCT Trails Bike Trail Master Plan	Discussion/Action
	C. Resolution 22-49 Authorizing the Purchase of a Vehicle for Main Street Community Center to Serve the Residents of Madison County, Illinois	Discussion/Action
	D. Resolution 22-50 Authorizing the Filing of an Application with the Federal Transit Administration for FY 2022 Low or No Emissions Grant Program for the Zero Emissions Transition Phase One Project	Discussion/Action
VII.	<u>Executive Session to discuss the acquisition or lease of real property under (5), of the Open Meetings Act (5 ILCS 120/2 (c)):</u>	Discussion
VIII.	Other Business	Discussion
IX.	Adjournment.	Discussion/Action

MINUTES

Board of Trustees

Madison County Mass Transit District
8:30 a.m., Thursday, March 31, 2022
1 Transit Way, Pontoon Beach, Illinois

I. Pledge of Allegiance

Chairman Jedda led the reciting of the Pledge of Allegiance.

II. Call to Order: Roll Call

Jedda called the meeting to order at 8:30 a.m.

MEMBERS PRESENT: ALLEN P. ADOMITE, CHRISTOPHER C. GUY, ANDREW F. ECONOMY, RONALD L. JEDDA, AND J. KELLY SCHMIDT

MEMBERS ABSENT: NONE

OTHERS PRESENT: STEVEN J. MORRISON, ACT; AMANDA SMITH, ACT; MICHELLE DOMER, ACT; ROB SCHMIDT, ACT; DEBBIE BARRON, ACT; PHIL ROGGIO, ACT; PENNY BROWN, ACT; JULIE REPP, ACT; MARK STEYER, ACT; MARCO THEBERGE, ACT; JOE DOMER, ACT; EMILY NIELSEN, LEGAL COUNSEL

III. Public Comments:

No public comments were presented.

IV. Consideration of the minutes of the February 24, 2022, regular meeting for inclusion in the Official Records of the District.

ADOMITE MADE THE MOTION, SECONDED BY SCHMIDT, TO APPROVE THE MINUTES FOR INCLUSION IN THE OFFICIAL RECORDS OF THE DISTRICT.

A ROLL CALL VOTE FOLLOWED:

ALLEN P. ADOMITE	AYE
CHRISTOPHER C. GUY	AYE
ANDREW F. ECONOMY	AYE
RONALD L. JEDDA	AYE
J. KELLY SCHMIDT	AYE

ALL AYES. NO NAYS. MOTION CARRIED

V. Financial

A. Payments and Claims: Consideration of the February 2022 claims for payment:

Managing Director SJ Morrison presented the payments and claims report.

ADOMITE MADE THE MOTION, SECONDED BY ECONOMY, TO APPROVE THE PAYMENTS AND CLAIMS, EXCLUDING THE PAYMENTS AND CLAIMS TO THE AGENCY FOR COMMUNITY TRANSIT.

A ROLL CALL VOTE FOLLOWED:

ALLEN P. ADOMITE	AYE
CHRISTOPHER C. GUY	AYE
ANDREW F. ECONOMY	AYE
RONALD L. JEDDA	AYE
J. KELLY SCHMIDT	AYE

ALL AYES. NO NAYS. MOTION CARRIED.

ADOMITE MADE THE MOTION, SECONDED BY ECONOMY, TO APPROVE THE PAYMENTS AND CLAIMS TO THE AGENCY FOR COMMUNITY TRANSIT.

A ROLL CALL VOTE FOLLOWED:

ALLEN P. ADOMITE	AYE
CHRISTOPHER C. GUY	AYE
ANDREW F. ECONOMY	AYE
RONALD L. JEDDA	AYE
J. KELLY SCHMIDT	ABSTAINED

SCHMIDT ABSTAINED. ALL AYES. NO NAYS. MOTION CARRIED.

- B. Monthly Financial Report: Review of the monthly financial records as of February 28, 2022.

Managing Director, Steven J. Morrison, presented the monthly financial report.

ADOMITE MADE THE MOTION, SECONDED BY SCHMIDT, TO APPROVE THE MONTHLY FINANCIAL REPORT AS OF FEBRUARY 28, 2022.

A ROLL CALL VOTE FOLLOWED:

ALLEN P. ADOMITE	AYE
CHRISTOPHER C. GUY	AYE
ANDREW F. ECONOMY	AYE
RONALD L. JEDDA	AYE
J. KELLY SCHMIDT	AYE

ALL AYES. NO NAYS. MOTION CARRIED.

- C. Michelle Domer, Director of Accounting, presented the Draft Operating Budget.

- D. Michelle Domer, Director of Accounting, presented the Draft Budget and Capital Plan.

VI. **Services**

- A. Managing Director's Report:

Managing Director, Steven J. Morrison, presented the Managing Director's Report.

- B. ADOMITE MADE THE MOTION, SECONDED BY ECONOMY, TO APPROVE THE FOLLOWING RESOLUTION:

22-44 AUTHORIZING THE FILING OF AN APPLICATION WITH THE ILLINOIS DEPARTMENT OF TRANSPORTATION FOR STATEWIDE PLANNING AND RESEARCH FUNDS FOR THE TRANSPORTATION SERVICES ANALYSIS

A ROLL CALL VOTE FOLLOWED:

ALLEN P. ADOMITE	AYE
CHRISTOPHER C. GUY	AYE
ANDREW F. ECONOMY	AYE
RONALD L. JEDDA	AYE
J. KELLY SCHMIDT	AYE

ALL AYES. NO NAYS. MOTION CARRIED.

- C. ADOMITE MADE THE MOTION, SECONDED BY SCHMIDT, TO APPROVE THE FOLLOWING RESOLUTION:

22-45 AUTHORIZING THE FILING OF AN APPLICATION WITH THE DEPARTMENT OF TRANSPORTATION FOR FY 2022 REBUILDING AMERICAN INFRASTRUCTURE WITH SUSTAINABILITY AND EQUITY (RAISE) DISCRETIONARY GRANT PROGRAM FOR MCT TRAIL SAFETY ENHANCEMENTS

A ROLL CALL VOTE FOLLOWED:

ALLEN P. ADOMITE	AYE
CHRISTOPHER C. GUY	AYE
ANDREW F. ECONOMY	AYE
RONALD L. JEDDA	AYE
J. KELLY SCHMIDT	AYE

ALL AYES. NO NAYS. MOTION CARRIED.

- D. ADOMITE MADE THE MOTION, SECONDED BY ECONOMY, TO APPROVE THE FOLLOWING RESOLUTION:

22-46 AUTHORIZING THE AWARD OF CONTRACT AND OR THE OBLIGATION OF ADDITIONAL SECTION 5307 GRANT FUNDS FOR FACILITY IMPROVEMENTS

A ROLL CALL VOTE FOLLOWED:

ALLEN P. ADOMITE	AYE
CHRISTOPHER C. GUY	AYE
ANDREW F. ECONOMY	AYE
RONALD L. JEDDA	AYE
J. KELLY SCHMIDT	AYE

ALL AYES. NO NAYS. MOTION CARRIED.

- E. SCHMIDT MADE THE MOTION, SECONDED BY ADOMITE, TO APPROVE THE FOLLOWING RESOLUTION:

22-47 AUTHORIZING SHUTTLE SERVICE FOR JUNE NASCAR EVENT

A ROLL CALL VOTE FOLLOWED:

ALLEN P. ADOMITE	AYE
CHRISTOPHER C. GUY	AYE
ANDREW F. ECONOMY	AYE
RONALD L. JEDDA	AYE
J. KELLY SCHMIDT	AYE

ALL AYES. NO NAYS. MOTION CARRIED.

- F. ADOMITE MADE THE MOTION, SECONDED BY ECONOMY, TO APPROVE THE FOLLOWING RESOLUTION

22-48 AUTHORIZING AN AWARD OF CONTRACT FOR OATES ASSOCIATES, INC. FOR THE MCT GOSHEN TRAIL BETHALTO EXTENSION ALIGNMENT STUDY

A ROLL CALL VOTE FOLLOWED:

ALLEN P. ADOMITE	AYE
CHRISTOPHER C. GUY	AYE
ANDREW F. ECONOMY	AYE
RONALD L. JEDDA	AYE
J. KELLY SCHMIDT	AYE

- G. Amanda Schomaker, Director of Marketing, presented the new MCT website.

VII. Executive session to discuss the acquisition or lease of real property under (5), and litigation under (11), of the Open Meetings Act (5 ILCS 120/2(c)).

ADOMITE MADE THE MOTION, SECONDED BY ECONOMY, TO MOVE INTO EXECUTIVE (CLOSED) SESSION TO DISCUSS THE ACQUISITION OR LEASE OF REAL PROPERTY UNDER (5), AND LITIGATION UNDER (11) OF THE OPEN MEETINGS ACT (5 ILCS 120/2(C)).

A ROLL CALL VOTE FOLLOWED:

ALLEN P. ADOMITE	AYE
CHRISTOPHER C. GUY	AYE
ANDREW F. ECONOMY	AYE
RONALD L. JEDDA	AYE
J. KELLY SCHMIDT	AYE

ALL AYES. NO NAYS. MOTION CARRIED

ADOMITE MADE THE MOTION, SECONDED BY SCHMIDT, TO RETURN TO OPEN SESSION.

A ROLL CALL VOTE FOLLOWED:

ALLEN P. ADOMITE	AYE
CHRISTOPHER C. GUY	AYE
ANDREW F. ECONOMY	AYE
RONALD L. JEDDA	AYE
J. KELLY SCHMIDT	AYE

ALL AYES. NO NAYS. MOTION CARRIED

VIII. Other Business

No other business was discussed.

IX. Adjournment:

ADOMITE MADE THE MOTION, SECONDED BY ECONOMY, TO ADJOURN.

A ROLL CALL VOTE FOLLOWED:

ALLEN P. ADOMITE	AYE
CHRISTOPHER C. GUY	AYE
ANDREW F. ECONOMY	AYE
RONALD L. JEDDA	AYE
J. KELLY SCHMIDT	AYE

ALL AYES. NO NAYS. MOTION CARRIED.

Meeting adjourned at 10:26 a.m.

Respectfully submitted.

ORDINANCE 22-01

**TENTATIVE ANNUAL BUDGET AND APPROPRIATION OF THE
MADISON COUNTY MASS TRANSIT DISTRICT
MADISON COUNTY, ILLINOIS
FOR THE FISCAL YEAR BEGINNING JULY 1, 2022, AND ENDING JUNE 30, 2023**

WHEREAS, pursuant to 50 ILCS 330/3, this ordinance approves, in tentative form, a Budget and Appropriation for the Madison County Mass Transit District, Madison County, Illinois and the District shall make such Tentative Budget and Appropriation Ordinance conveniently available for public inspection for at least thirty (30) days prior to final adoption.

NOW, THEREFORE, BE IT ORDAINED BY THE BOARD OF TRUSTEES OF THE MADISON COUNTY MASS TRANSIT DISTRICT, MADISON COUNTY, ILLINOIS THAT:

Section 1. For the fiscal year ending June 30, 2023, the following sums of money, as set forth in Attachment A and B, are appropriated for the corporate purposes of the Madison County Mass Transit District, Madison County, Illinois:

Section 2. The Budget and Appropriation containing an estimate of revenues and expenditures for the Operating Fund, as set forth in Attachment A, is hereby tentatively adopted.

Section 3. The Budget and Appropriation containing an estimate of revenues and expenditures for the Capital Plan, as set forth in Attachment B, is hereby tentatively adopted.

Section 4. If any section, subdivision, or sentence of this ordinance shall for any reason be held invalid or to be unconstitutional, such decision shall not affect the validity of the remaining portion of this ordinance.

Section 5. The Secretary of the Madison County Mass Transit Board of Trustees shall make this Tentative Budget and Appropriation Ordinance available for public inspection upon passage.

This Ordinance is hereby tentatively adopted on this twenty-eighth day of April 2022 by the Board of Trustees of the Madison County Mass Transit District.


Ronald L. Jedda, Chairman



Allen P. Adomite


Christopher C. Guy


Andrew F. Economy


J. Kelly Schmidt

APPROVED as to Form:


Emily Nielsen, Legal Counsel

CERTIFICATE

I, Julie Repp, do hereby certify that I am the fully qualified and acting Secretary of the Board of Trustees of the Madison County Mass Transit District, and as such Secretary, I am the keeper of the seal of the records and files of the Madison County Mass Transit District.

I do further certify that at a duly constituted and legally convened meeting of the Board of Trustees of the Madison County Mass Transit District held on Thursday, April 28, 2022, an ordinance was adopted in full accordance and conformity with the by-laws of the Madison County Mass Transit District and the statutes of the State of Illinois, as made and provided, and that the following is a full, complete and true copy of the pertinent provisions of said Ordinance.

NOW, THEREFORE, BE IT ORDAINED BY THE CHAIRMAN AND THE BOARD OF TRUSTEES OF THE MADISON COUNTY MASS TRANSIT DISTRICT, AS FOLLOWS:

Section 1. For the fiscal year ending June 30, 2023, the following sums of money, as set forth in Attachment A and B, are appropriated for the corporate purposes of the Madison County Mass Transit District, Madison County, Illinois:


Section 2. The Budget and Appropriation containing an estimate of revenues and expenditures for the Operating Fund, as set forth in Attachment A, is hereby tentatively adopted.

Section 3. The Budget and Appropriation containing an estimate of revenues and expenditures for the Capital Plan, as set forth in Attachment B, is hereby tentatively adopted.

Section 4. If any section, subdivision, or sentence of this ordinance shall for any reason be held invalid or to be unconstitutional, such decision shall not affect the validity of the remaining portion of this ordinance.

Section 5. The Secretary of the Madison County Mass Transit Board of Trustees shall make this Tentative Budget and Appropriation Ordinance available for public inspection upon passage.

IN WITNESS WHEREOF, I have hereunto affixed my official signature as Secretary of the Madison County Mass Transit District this twenty-eighth day of April 2022.

A handwritten signature in cursive script, reading "Julie Repp", is written over a horizontal line.

ATTACHMENT A

MADISON COUNTY MASS TRANSIT DISTRICT OPERATING FUND

TENTATIVE BUDGET AND APPROPRIATION

JULY 1, 2022 TO JUNE 30, 2023

PROJECTED OPERATING EXPENDITURES AND APPROPRIATION

Fixed Route and Paratransit	\$29,107,000
ACT Administrative Contract	476,000
Rideshare	954,000
Professional and Other Services	330,000
Trustee Expenses	30,000
District Office Expenses	433,000
Facilities Maintenance	1,007,000
District Budget Contingency	<u>1,000,000</u>
TOTAL APPROPRIATION	<u><u>\$33,337,000</u></u>

CASH ON HAND AT BEGINNING OF FISCAL YEAR	<u>\$600,000</u>
---	-------------------------

ESTIMATED RECEIPTS

Sales Tax Revenue	\$11,000,000
Interest Income	678,000
IDOT Operating Assistance	17,200,000
Federal CARES Act Funding	2,770,000
Local Sales Tax Reform Fund	3,000,000
CMAQ Rideshare Marketing And Outreach	622,000
Commuter Initiative	75,000
Fares	560,000
Other Revenue	<u>147,000</u>
TOTAL ESTIMATED RECEIPTS	<u>\$36,052,000</u>

TOTAL ESTIMATED RECEIPTS AND CASH ON HAND	<u>\$36,652,000</u>
--	----------------------------

TOTAL APPROPRIATION	<u>\$33,337,000</u>
----------------------------	----------------------------

EXPECTED CASH ON HAND AT END OF FISCAL YEAR	<u><u>\$3,315,000</u></u>
--	----------------------------------

ATTACHMENT B

MADISON COUNTY MASS TRANSIT DISTRICT

PROPOSED CAPITAL BUDGET

FY2023

ESTIMATED RECEIPTS

Federal Transit Administration Section 5307	\$9,109,086
Federal Transit Administration Section 5339	\$2,700,000
Congestion Mitigation Air Quality (CMAQ)	4,045,000
Rebuild Illinois	21,377,173
Illinois Department of Transportation (IDOT)	5,550,000
Illinois Department of Natural Resources (IDNR)	165,000
Metro East Park and Recreation District (MEPRD)	2,300,000
Future grants & Other funding	10,972,941
Intergovernmental Agreements	150,000
	<hr/>
TOTAL ESTIMATED RECEIPTS	\$56,369,200
	<hr/>

PROJECTED EXPENDITURES

Bikeways	\$38,860,000
Bus Station/Stops and Park & Ride Improvements	9,496,000
Cooperative Police Bicycle Grant Program	50,000
Facility Improvements	21,400,000
Maintenance Equipment	365,000
MIS Equipment	5,550,000
Transit Support Equipment	196,000
Vehicles - Buses	21,566,250
Vehicles - Rideshare Vans	445,000
Vehicles - Transit Support	384,000
Contingency	2,000,000
	<hr/>
TOTAL PROJECTED EXPENDITURES	\$100,312,250
	<hr/>

**ESTIMATED RECEIPTS (UNDER) PROJECTED
EXPENDITURES = ASSIGNED FUND BALANCE**

(\$43,943,050)

ATTACHMENT A

MADISON COUNTY MASS TRANSIT DISTRICT OPERATING FUND

TENTATIVE BUDGET AND APPROPRIATION

JULY 1, 2022 TO JUNE 30, 2023

PROJECTED OPERATING EXPENDITURES AND APPROPRIATION

Fixed Route and Paratransit	\$29,107,000
ACT Administrative Contract	476,000
Rideshare	954,000
Professional and Other Services	330,000
Trustee Expenses	30,000
District Office Expenses	433,000
Facilities Maintenance	1,007,000
District Budget Contingency	<u>1,000,000</u>
TOTAL APPROPRIATION	<u><u>\$33,337,000</u></u>

CASH ON HAND AT BEGINNING OF FISCAL YEAR	<u>\$600,000</u>
---	-------------------------

ESTIMATED RECEIPTS

Sales Tax Revenue	\$11,000,000
Interest Income	678,000
IDOT Operating Assistance	17,200,000
Federal CARES Act Funding	2,770,000
Local Sales Tax Reform Fund	3,000,000
CMAQ Rideshare Marketing And Outreach	622,000
Commuter Initiative	75,000
Fares	560,000
Other Revenue	<u>147,000</u>
TOTAL ESTIMATED RECEIPTS	<u>\$36,052,000</u>

TOTAL ESTIMATED RECEIPTS AND CASH ON HAND	<u>\$36,652,000</u>
--	----------------------------

TOTAL APPROPRIATION	<u>\$33,337,000</u>
----------------------------	----------------------------

EXPECTED CASH ON HAND AT END OF FISCAL YEAR	<u><u>\$3,315,000</u></u>
--	----------------------------------

ATTACHMENT B

MADISON COUNTY MASS TRANSIT DISTRICT

PROPOSED CAPITAL BUDGET

FY2023

ESTIMATED RECEIPTS

Federal Transit Administration Section 5307	\$9,109,086
Federal Transit Administration Section 5339	\$2,700,000
Congestion Mitigation Air Quality (CMAQ)	4,045,000
Rebuild Illinois	21,377,173
Illinois Department of Transportation (IDOT)	5,550,000
Illinois Department of Natural Resources (IDNR)	165,000
Metro East Park and Recreation District (MEPRD)	2,300,000
Future grants & Other funding	10,972,941
Intergovernmental Agreements	150,000
	<hr/>
TOTAL ESTIMATED RECEIPTS	\$56,369,200
	<hr/>

PROJECTED EXPENDITURES

Bikeways	\$38,860,000
Bus Station/Stops and Park & Ride Improvements	9,496,000
Cooperative Police Bicycle Grant Program	50,000
Facility Improvements	21,400,000
Maintenance Equipment	365,000
MIS Equipment	5,550,000
Transit Support Equipment	196,000
Vehicles - Buses	21,566,250
Vehicles - Rideshare Vans	445,000
Vehicles - Transit Support	384,000
Contingency	2,000,000
	<hr/>
TOTAL PROJECTED EXPENDITURES	\$100,312,250
	<hr/>

**ESTIMATED RECEIPTS (UNDER) PROJECTED
EXPENDITURES = ASSIGNED FUND BALANCE**

(\$43,943,050)

04/18/2022 08:49 | Madison County Mass Transit District | P 1
 jbrown | CURRENT CHECK REGISTER - PER DIEM | prchkreg
 WARRANT: 042822 03/01/2022 to 03/31/2022 CHECK DATE: 04/28/2022

EMP #	NAME	TYP	NET PAY	CHECK #	CHECK DATE	SPECIAL
10012	ADOMITE, ALLEN P.	CK	0.00	003220028	04/28/2022	
10009	JEDDA, RONALD L.	CK	0.00	003220029	04/28/2022	
10010	SCHMIDT, J. KELLY	CK	0.00	003220030	04/28/2022	
3 ** TOTAL CHECK(S)			0.00			

04/18/2022 08:48 | Madison County Mass Transit District | P 1
 jbrown | ADVICE REGISTER - PER DIEM | pradvreg
 WARRANT: 042822 From: 03/01/2022 To: 03/31/2022

EMP #	NAME	CHK #	NET PAY
10013	ECONOMY, ANDREW F	005220028	184.70
10011	GUY, CHRISTOPHER C	005220029	184.70
1138	Internal Revenue Servi	005220030	707.10
Total Deposits: 3			1,076.50

04/11/2022 09:12 | Madison County Mass Transit District
tpohlman | CHECK REGISTER

| P 1
| apcshdsb

CASH ACCOUNT: 10000000 10101 Checking Account
CHECK NO CHK DATE TYPE VENDOR NAME

VOUCHER

INVOICE

INV DATE

PO

WARRANT

NET

4220510	04/11/2022	PRTD	1902 City of Collinsville	040122SPCTC	04/01/2022	040722	74.00
				040122WSCTC	04/01/2022	040722	111.07
				CHECK	4220510	TOTAL:	185.07
4220511	04/11/2022	PRTD	1433 City of Edwardsville	040122L	04/01/2022	040722	36.20
				040122SPEPR	04/01/2022	040722	9.76
				040122WSEPR	04/01/2022	040722	74.21
				CHECK	4220511	TOTAL:	120.17
4220512	04/11/2022	PRTD	1253 City Treasurer-Grani	032822	03/28/2022	040722	31.92
				CHECK	4220512	TOTAL:	31.92
4220513	04/11/2022	PRTD	1436 City of Highland	MAR22HPR	04/05/2022	040722	127.02
				CHECK	4220513	TOTAL:	127.02
4220514	04/11/2022	PRTD	3984 City of Troy	040122SPTPR	04/01/2022	040722	14.58
				040122WSTPR	04/01/2022	040722	291.93
				CHECK	4220514	TOTAL:	306.51
4220515	04/11/2022	PRTD	2047 City of Wood River	040722SPWRTC	04/07/2022	040722	6.50
				040722WSWRTC	04/07/2022	040722	31.32
				CHECK	4220515	TOTAL:	37.82
4220516	04/11/2022	PRTD	1220 Illinois American wa	032322	03/23/2022	040722	252.13
				CHECK	4220516	TOTAL:	252.13
4220517	04/11/2022	PRTD	1220 Illinois American wa	040122AHSRWS	04/01/2022	040722	105.15
				CHECK	4220517	TOTAL:	105.15

04/11/2022 09:12 |Madison County Mass Transit District
tpohlman |CHECK REGISTER

|P 2
|apcshdsb

CASH ACCOUNT: 10000000 10101 Checking Account
CHECK NO CHK DATE TYPE VENDOR NAME

VOUCHER INVOICE

INV DATE

PO

WARRANT

NET

4220518	04/11/2022	PRTD	1220 Illinois American Wa	040522AHSRIR	04/05/2022	040722	67.45
					CHECK	4220518 TOTAL:	67.45

4220519	04/11/2022	PRTD	1733 Johnny on the Spot #	47-000252619	03/31/2022	040722	1,056.29
					CHECK	4220519 TOTAL:	1,056.29

4220520	04/11/2022	PRTD	1053 Special Service Area	032522	03/25/2022	040722	809.03
				032522BW	03/25/2022	040722	530.75
				032522N	03/25/2022	040722	97.21
					CHECK	4220520 TOTAL:	1,436.99

4220521	04/11/2022	PRTD	1932 Wex Bank	79928564	03/31/2022	040722	9,592.12
					CHECK	4220521 TOTAL:	9,592.12

NUMBER OF CHECKS	12	*** CASH ACCOUNT TOTAL ***	13,318.64
------------------	----	----------------------------	-----------

	<u>COUNT</u>	<u>AMOUNT</u>
TOTAL PRINTED CHECKS	12	13,318.64

*** GRAND TOTAL ***	13,318.64
---------------------	-----------

04/19/2022 11:45 |Madison County Mass Transit District
tpohlman |CHECK REGISTER

|P 1
|apcshdsb

CASH ACCOUNT: 10000000 10101 Checking Account

CHECK NO	CHK	DATE	TYPE	VENDOR NAME	VOUCHER	INVOICE	INV DATE	PO	WARRANT	NET
4220524	04/28/2022	PRTD	4012	AAIC, Inc.	17060		04/06/2022		042822	2,312.50
					17061		04/07/2022		042822	1,600.00
							CHECK	4220524	TOTAL:	3,912.50
4220525	04/28/2022	PRTD	2501	Agency for Community	MAR22BW		04/18/2022		042822	63,462.29
					MAR22DR		04/18/2022		042822	212,936.95
					MAR22FR		04/18/2022		042822	1,782,393.76
					MAR22RS		04/18/2022		042822	46,023.37
					MAR22VP		04/18/2022		042822	2,371.14
							CHECK	4220525	TOTAL:	2,107,187.51
4220526	04/28/2022	PRTD	1050	Ameren Illinois	MAR22AHSR		03/30/2022		042822	146.09
							CHECK	4220526	TOTAL:	146.09
4220527	04/28/2022	PRTD	1050	Ameren Illinois	MAR22ETC		04/05/2022		042822	274.65
							CHECK	4220527	TOTAL:	274.65
4220528	04/28/2022	PRTD	1050	Ameren Illinois	MAR22L		04/04/2022		042822	147.83
							CHECK	4220528	TOTAL:	147.83
4220529	04/28/2022	PRTD	1501	Ameren Illinois	MAR22		04/06/2022		042822	1,855.92
							CHECK	4220529	TOTAL:	1,855.92
4220530	04/28/2022	PRTD	1501	Ameren Illinois	MAR22MainGT		04/01/2022		042822	13.07
							CHECK	4220530	TOTAL:	13.07
4220531	04/28/2022	PRTD	2031	Best-One Fleet Servi	80121519		04/04/2022		042822	78.00
					80121646		04/13/2022		042822	624.00
					80121731		04/13/2022		042822	1,350.00
					80121744		04/12/2022		042822	18,718.80

04/19/2022 11:45 |Madison County Mass Transit District
tpohlman |CHECK REGISTER

|P 2
|apcshdsb

CASH ACCOUNT: 10000000 10101 Checking Account
CHECK NO CHK DATE TYPE VENDOR NAME

VOUCHER INVOICE

INV DATE PO WARRANT

NET

						CHECK	4220531	TOTAL:	20,770.80
4220532	04/28/2022	PRTD	3929 Brewster Companies,	2490	03/31/2022	12200069	042822		12,839.00
						CHECK	4220532	TOTAL:	12,839.00
4220533	04/28/2022	PRTD	4048 Dovetail Inc.	INV-23357	03/31/2022	12200029	042822		15,330.00
						CHECK	4220533	TOTAL:	15,330.00
4220534	04/28/2022	PRTD	1092 The Edwardsville Int	033022	03/27/2022		042822		595.36
						CHECK	4220534	TOTAL:	595.36
4220535	04/28/2022	PRTD	1507 Energy Petroleum Co	145582	03/28/2022		042822		25,422.25
						CHECK	4220535	TOTAL:	25,422.25
4220536	04/28/2022	PRTD	4042 Illinois Power Marke	421122122031	03/30/2022		042822		9,192.58
						CHECK	4220536	TOTAL:	9,192.58
4220537	04/28/2022	PRTD	3920 The Jerry Costello G	MAY22	04/01/2022		042822		7,000.00
						CHECK	4220537	TOTAL:	7,000.00
4220538	04/28/2022	PRTD	1439 Juneau Associates, I	46321	02/26/2022		042822		11,302.00
				46323	02/26/2022		042822		4,887.85
						CHECK	4220538	TOTAL:	16,189.85
4220539	04/28/2022	PRTD	1437 Keller Construction,	032922	03/29/2022	12200058	042822		65,269.55
						CHECK	4220539	TOTAL:	65,269.55
4220540	04/28/2022	PRTD	1602 Madison County State	MAY22	04/01/2022		042822		8,000.00
						CHECK	4220540	TOTAL:	8,000.00

04/19/2022 11:45 |Madison County Mass Transit District
tpohlman |CHECK REGISTER

|P 3
|apcshdsb

CASH ACCOUNT: 10000000 10101 Checking Account
CHECK NO CHK DATE TYPE VENDOR NAME

VOUCHER INVOICE

INV DATE

PO

WARRANT

NET

4220541	04/28/2022	PRTD	1874 Main Street Communit	040722	04/04/2022	042822	706.16
					CHECK	4220541 TOTAL:	706.16
4220542	04/28/2022	PRTD	1698 O'Brien Tire & Auto	0235609	03/30/2022	042822	1,309.14
				0235838	04/08/2022	042822	149.02
				0235903	04/13/2022	042822	547.04
				0235904	04/13/2022	042822	976.80
					CHECK	4220542 TOTAL:	2,982.00
4220543	04/28/2022	PRTD	2044 Petroleum Traders Co	1755648	03/25/2022	042822	31,173.03
				1757586	03/31/2022	042822	28,290.77
				1758821	04/05/2022	042822	28,516.53
				1760056	04/08/2022	042822	26,675.63
					CHECK	4220543 TOTAL:	114,655.96
4220544	04/28/2022	PRTD	4007 Stutz Excavating Inc	041322	04/11/2022	12100143 042822	24,012.60
					CHECK	4220544 TOTAL:	24,012.60
4220545	04/28/2022	PRTD	3980 The Bancorp Bank	542852	03/31/2022	12100078 042822	706.54
					CHECK	4220545 TOTAL:	706.54
4220546	04/28/2022	PRTD	3965 UPS Supply Chain sol	1559736267	03/28/2022	042822	59.30
					CHECK	4220546 TOTAL:	59.30
4220547	04/28/2022	PRTD	1506 Village of Glen Carb	INV00505	03/21/2022	042822	224.70
				INV00513	04/01/2022	042822	501.20
					CHECK	4220547 TOTAL:	725.90

04/19/2022 11:45 |Madison County Mass Transit District
tpohlman |CHECK REGISTER

|P 4
|apcshdsb

CASH ACCOUNT: 10000000 10101 Checking Account
CHECK NO CHK DATE TYPE VENDOR NAME

VOUCHER INVOICE

INV DATE

PO

WARRANT

NET

4220548	04/28/2022	PRTD	1737	wheatland Title Comp	659873	04/05/2022	042822	454.00
---------	------------	------	------	----------------------	--------	------------	--------	--------

CHECK	4220548	TOTAL:	454.00
-------	---------	--------	--------

4220549	04/28/2022	PRTD	3923	Xerox Corporation	015877488	04/01/2022	12100127 042822	141.00
---------	------------	------	------	-------------------	-----------	------------	-----------------	--------

CHECK	4220549	TOTAL:	141.00
-------	---------	--------	--------

NUMBER OF CHECKS	26	*** CASH ACCOUNT TOTAL ***	2,438,590.42
------------------	----	----------------------------	--------------

	<u>COUNT</u>	<u>AMOUNT</u>
TOTAL PRINTED CHECKS	26	2,438,590.42

*** GRAND TOTAL ***	2,438,590.42
---------------------	--------------

04/18/2022 09:10 |Madison County Mass Transit District
tpohlman |CHECK REGISTER

|P 1
|apcshdsb

CASH ACCOUNT: 10000000 10101 Checking Account
CHECK NO CHK DATE TYPE VENDOR NAME

VOUCHER INVOICE INV DATE PO WARRANT NET

4220522	04/18/2022	PRTD	1043 AT&T	APR22	04/01/2022	041422	22.93
CHECK 4220522 TOTAL:							22.93

4220523	04/18/2022	PRTD	1051 Pontoon Beach Public	040522-1	04/05/2022	041422	305.68
				040522-2	04/05/2022	041422	424.10
				040522BW	04/05/2022	041422	544.78
				040522N	04/05/2022	041422	47.98
				040522SS	04/05/2022	041422	24.00
				040522T	04/05/2022	041422	24.00
CHECK 4220523 TOTAL:							1,370.54

NUMBER OF CHECKS 2 *** CASH ACCOUNT TOTAL *** 1,393.47

	COUNT	AMOUNT
TOTAL PRINTED CHECKS	2	1,393.47

*** GRAND TOTAL *** 1,393.47

04/21/2022 14:27 |Madison County Mass Transit District
tpohlman |ELECTRONIC FUNDS TRANSFER REGISTER

|P 1
|apcshdsb

CASH ACCOUNT: 10000000 10101 Checking Account

CHECK NO	CHK	DATE	TYPE	VENDOR NAME	VOUCHER	INVOICE	INV DATE	PO	WARRANT	NET
9220030	04/28/2022	EFT	4013	Andrew Economy		MAR22	04/05/2022		042822	5.85
							CHECK	9220030	TOTAL:	5.85
9220031	04/28/2022	EFT	3982	Ronald L. Jedda		MAR22	04/06/2022		042822	23.16
							CHECK	9220031	TOTAL:	23.16
9220032	04/28/2022	EFT	3994	J. Kelly Schmidt		MAR22	04/08/2022		042822	9.36
							CHECK	9220032	TOTAL:	9.36
						NUMBER OF CHECKS	3	***	CASH ACCOUNT TOTAL ***	38.37
							COUNT		AMOUNT	
						TOTAL EFT'S	3		38.37	
								***	GRAND TOTAL ***	38.37

04/27/2022 10:39 |Madison County Mass Transit District
tpohlman |CHECK REGISTER

|P 1
|apcshdsb

CASH ACCOUNT: 10000000 10101 Checking Account

CHECK NO	CHK	DATE	TYPE	VENDOR NAME	VOUCHER	INVOICE	INV DATE	PO	WARRANT	NET
4220550	04/28/2022	PRTD	4012	AAIC, Inc.		17059	04/06/2022		042822B	5,590.75
							CHECK	4220550	TOTAL:	5,590.75
4220551	04/28/2022	PRTD	1050	Ameren Illinois		MAR22	04/14/2022		042822B	5,564.17
							CHECK	4220551	TOTAL:	5,564.17
4220552	04/28/2022	PRTD	1501	Ameren Illinois		042222	04/22/2022		042822B	27.44
							CHECK	4220552	TOTAL:	27.44
4220553	04/28/2022	PRTD	1501	Ameren Illinois		042222ATC	04/22/2022		042822B	215.46
							CHECK	4220553	TOTAL:	215.46
4220554	04/28/2022	PRTD	2031	Best-One Fleet Servi		80121830	04/14/2022		042822B	458.50
						80122031	04/21/2022		042822B	698.50
							CHECK	4220554	TOTAL:	1,157.00
4220555	04/28/2022	PRTD	3929	Brewster Companies,		2510	03/31/2022		042822B	1,164.00
							CHECK	4220555	TOTAL:	1,164.00
4220556	04/28/2022	PRTD	1253	City Treasurer-Grani		042522	04/25/2022		042822B	23.94
							CHECK	4220556	TOTAL:	23.94
4220557	04/28/2022	PRTD	4046	D & D Tire Service L		35173	04/19/2022		042822B	1,535.00
							CHECK	4220557	TOTAL:	1,535.00
4220558	04/28/2022	PRTD	1507	Energy Petroleum Co		147928	04/11/2022		042822B	26,907.38
						147928CR	04/11/2022		042822B	-26,907.38
						147928RB	04/11/2022		042822B	22,857.92
							CHECK	4220558	TOTAL:	22,857.92

04/27/2022 10:39 |Madison County Mass Transit District
tpohlman |CHECK REGISTER

|P 2
|apcshdsb

CASH ACCOUNT: 10000000 10101 Checking Account
CHECK NO CHK DATE TYPE VENDOR NAME

VOUCHER

INVOICE

INV DATE

PO

WARRANT

NET

4220559	04/28/2022	PRTD	1029 Fort Russell Townshi	042022	04/20/2022	042822B	815.51
				042622	03/22/2022	042822B	171.30
					CHECK	4220559 TOTAL:	986.81
4220560	04/28/2022	PRTD	1014 Granite City Townshi	041422	04/14/2022	042822B	1,440.92
					CHECK	4220560 TOTAL:	1,440.92
4220561	04/28/2022	PRTD	3937 Treasurer, State of	124396	02/01/2022	042822B	59,978.60
					CHECK	4220561 TOTAL:	59,978.60
4220562	04/28/2022	PRTD	1220 Illinois American Wa	040822WSATC	04/08/2022	042822B	263.19
					CHECK	4220562 TOTAL:	263.19
4220563	04/28/2022	PRTD	1220 Illinois American Wa	041122SPATC	04/11/2022	042822B	186.28
					CHECK	4220563 TOTAL:	186.28
4220564	04/28/2022	PRTD	4052 Illinois Oil Marketi	25939	03/31/2022	12200048 042822B	102,406.00
					CHECK	4220564 TOTAL:	102,406.00
4220565	04/28/2022	PRTD	1874 Main Street Communit	041422	04/08/2022	042822B	503.14
					CHECK	4220565 TOTAL:	503.14
4220566	04/28/2022	PRTD	1698 O'Brien Tire & Auto	0236033	04/19/2022	042822B	30.00
				0236059	04/20/2022	042822B	654.57
				0236092	04/21/2022	042822B	149.02
					CHECK	4220566 TOTAL:	833.59
4220567	04/28/2022	PRTD	1173 Oates Associates	35064	04/18/2022	042822B	7,809.00
					CHECK	4220567 TOTAL:	7,809.00

04/27/2022 10:39 | Madison County Mass Transit District
tpohlman | CHECK REGISTER

| P 3
| apcshdsb

CASH ACCOUNT: 10000000 10101 Checking Account
CHECK NO CHK DATE TYPE VENDOR NAME

VOUCHER INVOICE

INV DATE

PO

WARRANT

NET

4220568 04/28/2022 PRTD 2044 Petroleum Traders Co 1761707 04/14/2022 042822B 29,595.58

1762853 04/19/2022 042822B 30,658.62

1763666 04/21/2022 042822B 30,200.77

CHECK 4220568 TOTAL: 90,454.97

4220569 04/28/2022 PRTD 3897 SSPRF 041622 04/18/2022 042822B 15.74

CHECK 4220569 TOTAL: 15.74

4220570 04/28/2022 PRTD 1506 Village of Glen Carb 042122GLPR 04/21/2022 042822B 10.80

CHECK 4220570 TOTAL: 10.80

4220571 04/28/2022 PRTD 3923 Xerox Corporation 016004724 04/06/2022 12100127 042822B 57.00

016004725 04/06/2022 12100127 042822B 152.00

CHECK 4220571 TOTAL: 209.00

NUMBER OF CHECKS 22 *** CASH ACCOUNT TOTAL *** 303,233.72

	COUNT	AMOUNT
TOTAL PRINTED CHECKS	22	303,233.72

*** GRAND TOTAL *** 303,233.72

Madison County Transit District
Management Report of Revenue and Expenses
March. 2022

	<u>Current Month</u>	<u>Current YTD</u>	<u>Prior YTD</u>	<u>Percentage Increase / (Decrease) Over Prior YTD</u>	<u>FY22 Budget</u>	<u>Budget % Expended (75% of FY)</u>
Revenue						
Operating Revenue						
Sales Tax Revenue	\$1,124,316.17	\$9,446,566.87	\$8,098,131.36	17%	\$9,500,000	99%
Interest Income	37,494.20	452,735.92	749,241.81	-40%	675,000	67%
IDOT Operating Assistance	1,421,604.15	13,195,652.11	12,100,884.13	9%	16,500,000	80%
Federal CARES Act Funding	0.00	1,964,992.00	371,132.00	429%	4,875,000	40%
Local Sales Tax Reform Fund	423,075.61	2,827,600.95	3,426,383.92	-17%	3,000,000	94%
CMAQ Rideshare Marketing and Outreach	0.00	129,727.00	285,308.00	-55%	709,000	18%
Commuter Initiative	0.00	22,881.59	33,088.86	-31%	75,000	31%
Fares	15,803.55	309,984.95	165,000.00	88%	540,000	57%
Other Revenue	70,836.76	208,402.48	147,912.05	41%	141,000	148%
Lease/Rental Income	0.00	47,747.69	20,170.18	137%	0	0%
Total Operating Revenue	<u>\$3,093,130.44</u>	<u>\$28,606,291.56</u>	<u>\$25,397,252.31</u>	<u>13%</u>	<u>\$36,015,000</u>	<u>79%</u>
Capital Revenue						
FTA Transit Admin Section 5307	\$0.00	\$316,047.00	\$469,654.00	-33%	\$10,166,100	3%
FTA Transit Admin Section 5339	0.00	0.00	0.00	0%	0	0%
Congestion Mitigation Air Quality	0.00	0.00	0.00	100%	4,482,000	0%
Rebuild Illinois	0.00	126,914.25	0.00	100%	14,757,000	1%
Illinois Department of Transportation	0.00	3,962.87	0.00	0%	6,000,000	0%
Illinois Department of Natural Resources	0.00	0.00	0.00	0%	741,000	0%
Intergovernmental Agreements	0.00	0.00	0.00	0%	0	0%
Metro East Park and Recreation District	254,030.00	254,030.00	215,935.81	18%	2,350,000	11%
Future Grants	0.00	0.00	0.00	0%	25,996,100	0%
Total Capital Revenue	<u>\$254,030.00</u>	<u>\$700,954.12</u>	<u>\$685,589.81</u>	<u>0%</u>	<u>\$64,492,200</u>	<u>1%</u>
Total Revenues	<u>\$3,347,160.44</u>	<u>\$29,307,245.68</u>	<u>\$26,082,842.12</u>	<u>12%</u>	<u>\$100,507,200</u>	<u>29%</u>
Expenses						
Operating Expenses						
Fixed Route and Paratransit	\$2,457,834.26	\$20,622,333.22	\$18,875,368.36	9%	\$27,495,000	75%
ACT Administrative Contract	0.00	0.00	375,000.00	-100%	420,000	0%
Rideshare	86,829.93	578,193.01	660,322.95	-12%	1,147,000	50%
Professional and Other Services	15,000.00	187,200.00	195,377.49	-4%	326,000	57%
Trustee Expenses	1,114.87	9,974.85	9,915.40	1%	30,000	33%
District Office Expenses	53,114.22	320,471.07	300,627.86	7%	620,000	52%
Facilities Maintenance	66,250.83	726,837.67	558,577.80	30%	955,000	76%
District Budget Contingency	0.00	0.00	0.00	0%	1,000,000	0%
Total Operating Expenses	<u>\$2,680,144.11</u>	<u>\$22,445,009.82</u>	<u>\$20,975,189.86</u>	<u>7%</u>	<u>\$31,993,000</u>	<u>70%</u>
Capital Expenses						
Bikeways	\$135,941.24	\$2,204,751.56	\$825,125.07	167%	\$29,482,705	7%
Bus Station/Stops and Park & Ride	2,400.00	302,288.96	485,302.64	-38%	13,596,000	2%
Cooperative Police Bicycle Grant Program	0.00	0.00	7,907.94	-100%	50,000	0%
Facility Improvements	49,409.48	226,171.03	618,097.47	-63%	20,160,000	1%
Maintenance Equipment	0.00	0.00	380,543.50	-100%	290,000	0%
MIS Equipment	0.00	27,922.86	54,153.00	-48%	3,050,000	1%
Transit Support Equipment	0.00	0.00	0.00	0%	95,300	0%
Vehicles - Buses	0.00	214,974.66	13,800.00	1458%	23,291,000	1%
Vehicles - Rideshare Vans	0.00	67,924.00	0.00	100%	882,000	8%
Vehicles - Transit Support	0.00	0.00	0.00	100%	211,000	0%
Contingency	0.00	0.00	0.00	0%	2,000,000	0%
Total Capital Expenses	<u>\$187,750.72</u>	<u>\$3,044,033.07</u>	<u>\$2,384,929.62</u>	<u>28%</u>	<u>\$93,108,005</u>	<u>3%</u>
Total Expenses	<u>\$2,867,894.83</u>	<u>\$25,489,042.89</u>	<u>\$23,360,119.48</u>	<u>9%</u>	<u>\$125,101,005</u>	<u>20%</u>
Excess Revenue Over (Under) Expenses	<u>\$479,265.61</u>	<u>\$3,818,202.79</u>	<u>\$2,722,722.64</u>	<u>40%</u>	<u>(\$24,593,805)</u>	<u>(16%)</u>

Madison County Mass Transit District
Income Statement with Budget Variance for the
Period Ended March 31, 2022

Description	Current Period				Year to Date			
	<u>Actual</u>	<u>Budget</u>	<u>Deviation</u>	<u>Pct</u>	<u>Actual</u>	<u>Budget</u>	<u>Deviation</u>	<u>Pct ytd</u>
OPERATING REVENUE								
Sales Tax Revenue	1,124,316.17	791,666.66	332,649.51	142.02	9,446,566.87	7,125,000.00	2,321,566.87	132.58
Interest Income	37,494.20	56,250.00	-18,755.80	66.66	452,735.92	506,250.00	-53,514.08	89.43
IDOT Operating Assistance	1,421,604.15	1,375,000.00	46,604.15	103.39	13,195,652.11	12,375,000.00	820,652.11	106.63
Federal CARES Act Funding	0.00	406,250.00	-406,250.00	0.00	1,964,992.00	3,656,250.00	-1,691,258.00	53.74
Local Sales Tax Reform Fund	423,075.61	250,000.00	173,075.61	169.23	2,827,600.95	2,250,000.00	577,600.95	125.67
CMAQ Rideshare Marketing & Outreach	0.00	59,083.34	-59,083.34	0.00	129,727.00	531,750.00	-402,023.00	24.40
Commuter Initiative	0.00	6,250.00	-6,250.00	0.00	22,881.59	56,250.00	-33,368.41	40.68
Fares	15,803.55	45,000.00	-29,196.45	35.12	309,984.95	405,000.00	-95,015.05	76.54
Other Revenue	70,836.76	11,750.00	59,086.76	602.87	208,402.48	105,750.00	102,652.48	197.07
Lease/Rental Income	0.00	0.00	0.00	0.00	47,747.69	0.00	47,747.69	0.00
TOTAL OPERATING REVENUE	3,093,130.44	3,001,250.00	91,880.44	103.06	28,606,291.56	27,011,250.00	1,595,041.56	105.91
CAPITAL REVENUE								
Fed Transit Admin Section 5307	0.00	887,175.00	-887,175.00	0.00	316,047.00	7,504,575.00	-7,188,528.00	4.21
Congestion Mitigation Air Quality	0.00	373,500.00	-373,500.00	0.00	0.00	3,361,500.00	-3,361,500.00	0.00
Rebuild Illinois	0.00	1,229,750.00	-1,229,750.00	0.00	126,914.25	11,067,750.00	-10,940,835.75	1.15
Illinois Dept of Transportation	0.00	500,000.00	-500,000.00	0.00	3,962.87	4,500,000.00	-4,496,037.13	0.09
Illinois Dept of Natural Resources	0.00	61,750.00	-61,750.00	0.00	0.00	555,750.00	-555,750.00	0.00
Metro East Park and Recreation District	254,030.00	195,833.34	58,196.66	129.72	254,030.00	1,762,500.00	-1,508,470.00	14.41
Future Grants	0.00	2,166,341.66	-2,166,341.66	0.00	0.00	19,497,075.00	-19,497,075.00	0.00
TOTAL CAPITAL REVENUE	254,030.00	5,414,350.00	-5,160,320.00	4.69	700,954.12	48,249,150.00	-47,548,195.88	1.45
TOTAL REVENUES	3,347,160.44	8,415,600.00	-5,068,439.56	39.77	29,307,245.68	75,260,400.00	-45,953,154.32	38.94
OPERATING EXPENSES								
Fixed Route and Paratransit	2,457,834.26	2,291,250.00	166,584.26	107.27	20,622,333.22	20,621,250.00	1,083.22	100.01
ACT Administrative Contract	0.00	35,000.00	-35,000.00	0.00	0.00	315,000.00	-315,000.00	0.00
Rideshare	86,829.93	95,583.34	-8,753.41	90.84	578,193.01	860,250.00	-282,056.99	67.21
Professional and Other Services	15,000.00	27,166.66	-12,166.66	55.21	187,200.00	244,500.00	-57,300.00	76.56
Trustee Expenses	1,114.87	2,500.00	-1,385.13	44.59	9,974.85	22,500.00	-12,525.15	44.33
District Office Expenses	53,114.22	51,666.66	1,447.56	102.80	320,471.07	465,000.00	-144,528.93	68.92
Facilities Maintenance	66,250.83	79,583.34	-13,332.51	83.25	726,837.67	716,250.00	10,587.67	101.48
District Budget Contingency	0.00	83,333.34	-83,333.34	0.00	0.00	750,000.00	-750,000.00	0.00
TOTAL OPERATING EXPENSES	2,680,144.11	2,666,083.34	14,060.77	100.53	22,445,009.82	23,994,750.00	-1,549,740.18	93.54
CAPITAL EXPENSES								
Bikeways	135,941.24	2,483,318.19	-2,347,376.95	5.47	2,204,751.56	22,032,750.07	-19,827,998.51	10.01
Bus Station/Stops and Park & Ride	2,400.00	1,133,000.00	-1,130,600.00	0.21	302,288.96	10,197,000.00	-9,894,711.04	2.96
Cooperative Police Bicycle Grant Program	0.00	4,166.66	-4,166.66	0.00	0.00	37,500.00	-37,500.00	0.00
Facility Improvements	49,409.48	1,730,000.00	-1,680,590.52	2.86	226,171.03	14,970,000.00	-14,743,828.97	1.51
Maintenance Equipment	0.00	24,166.66	-24,166.66	0.00	0.00	217,500.00	-217,500.00	0.00
MIS Equipment	0.00	254,166.66	-254,166.66	0.00	27,922.86	2,287,500.00	-2,259,577.14	1.22
Transit Support Equipment	0.00	7,941.66	-7,941.66	0.00	0.00	71,475.00	-71,475.00	0.00
Vehicles - Buses	0.00	1,940,916.66	-1,940,916.66	0.00	214,974.66	17,468,250.00	-17,253,275.34	1.23
Vehicles - Rideshare Vans	0.00	73,500.00	-73,500.00	0.00	67,924.00	661,500.00	-593,576.00	10.27
Vehicles - Transit Support	0.00	17,583.34	-17,583.34	0.00	0.00	158,250.00	-158,250.00	0.00
Contingency	0.00	166,666.66	-166,666.66	0.00	0.00	1,500,000.00	-1,500,000.00	0.00
TOTAL CAPITAL EXPENSES	187,750.72	7,835,426.49	-7,647,675.77	2.40	3,044,033.07	69,601,725.07	-66,557,692.00	4.37
TOTAL EXPENSES	2,867,894.83	10,501,509.83	-7,633,615.00	27.31	25,489,042.89	93,596,475.07	-68,107,432.18	27.23
EXCESS REVENUE OVER EXPENSE	479,265.61	-2,085,909.83	2,565,175.44	-22.98	3,818,202.79	-18,336,075.07	22,154,277.86	-20.82

UNAUDITED

ASSETS

Checking Account	27,613.24
Savings Accounts	116,273.42
Illinois Funds Investment Pool	5,471,582.52
Investments	56,342,000.00
Inventory	932,846.83
Other Receivables	113,977.00
Sales Tax Receivable	3,226,774.99
Interest Receivable	48,003.76
Prepaid Expenses	1,509,198.52
TOTAL ASSETS	67,788,270.28

LIABILITIES

Accounts Payable	3,683,826.25
Retainage Payable	117,740.05
TOTAL LIABILITIES	3,801,566.30

FUND BALANCE

Nonspendable Fund Balance	1,861,001.36
Assigned Fund Balance	28,615,804.64
Beginning Unassigned Fund Balance	29,691,695.19
Excess Revenue Over Expenses	3,818,202.79
Total Unassigned Fund Balance	33,509,897.98
TOTAL FUND BALANCE	63,986,703.98

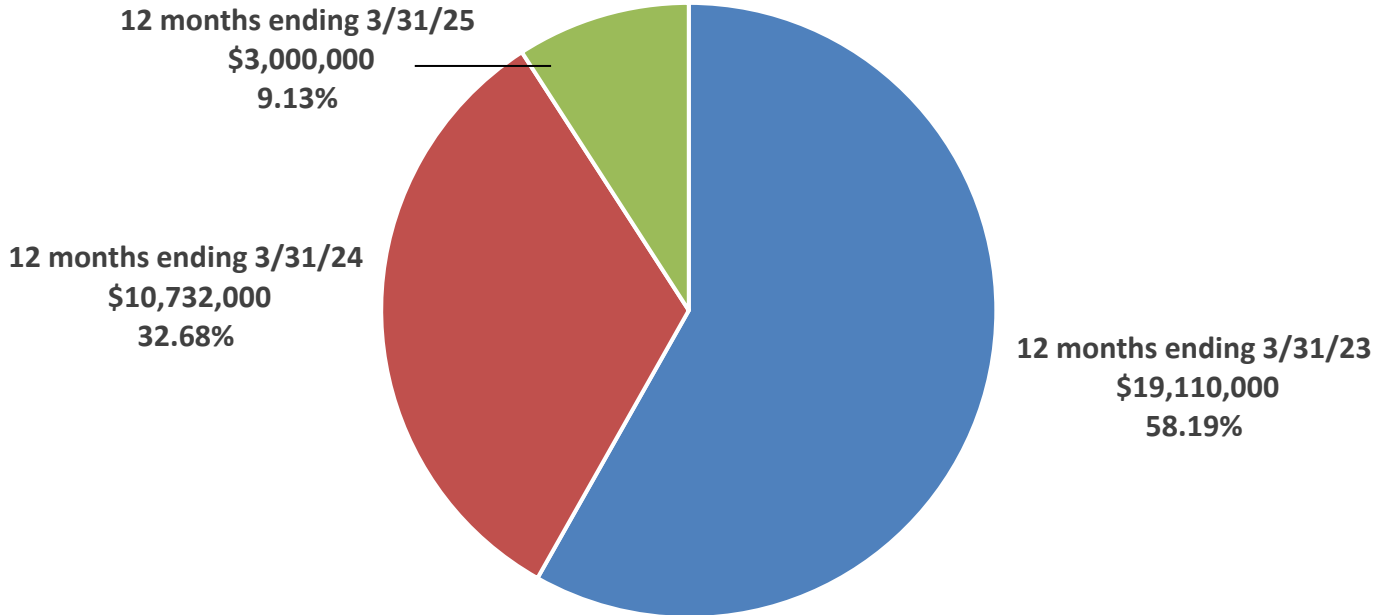
TOTAL LIABILITIES AND FUND BALANCE	67,788,270.28
------------------------------------	---------------

UNAUDITED

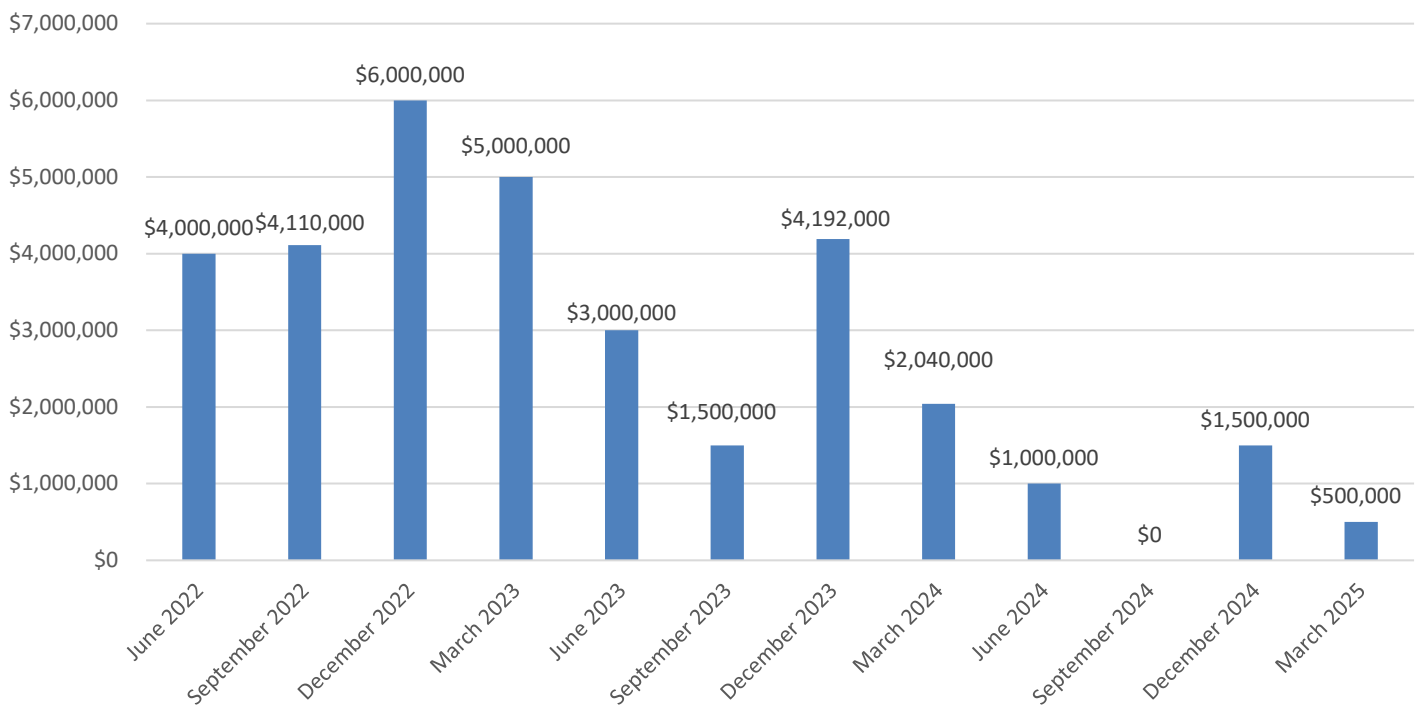
MCT DETAILED SCHEDULE OF INVESTMENTS
AT MARCH 31, 2022

INSTITUTION	PURCHASE DATE	CD OR ACCOUNT NUMBER	MATURITY DATE	INTEREST RATES	CERTIFICATE AMOUNT	WEIGHTED AVERAGE INTEREST
<u>INVESTMENTS PURCHASED DIRECTLY BY MCT</u>						
CERTIFICATES OF DEPOSIT (CD)						
Bank of Hillsboro	05-01-19	***70000	04-01-22	2.95%	1,000,000.00	
Bank of Hillsboro	05-01-19	***71102	05-01-22	3.00%	500,000.00	
Bank of Hillsboro	11-23-20	***74196	05-23-22	0.55%	1,000,000.00	
Bank of Hillsboro	11-08-19	***78499	11-08-22	2.25%	2,000,000.00	
Bank of Hillsboro	11-23-20	***74439	11-23-22	0.75%	1,000,000.00	
Bank of Hillsboro	03-06-20	***72369	12-06-22	1.95%	1,000,000.00	
Bank of Hillsboro	03-06-20	***77371	02-06-23	1.95%	1,000,000.00	
Bank of Hillsboro	11-01-21	***71687	11-01-23	0.35%	942,000.00	
Bank of Hillsboro	11-23-20	***79783	11-23-23	0.85%	1,000,000.00	
Bank of Hillsboro	12-23-20	***77918	12-23-23	0.75%	250,000.00	
Bradford National Bank	11-01-21	***40312	05-01-24	0.50%	1,000,000.00	
Carrollton Bank	03-29-21	***07550	05-29-23	0.41%	500,000.00	
Carrollton Bank	03-29-21	***07551	08-29-23	0.41%	500,000.00	
Carrollton Bank	03-29-21	***07552	10-29-23	0.41%	500,000.00	
Carrollton Bank	12-23-20	***07459	12-23-23	0.50%	1,000,000.00	
Carrollton Bank	03-29-21	***07553	01-29-24	0.46%	500,000.00	
Carrollton Bank	03-29-21	***07554	02-29-24	0.46%	500,000.00	
Citizens Equity First Credit Union	11-15-19	***86203	08-15-22	1.88%	1,000,000.00	
Citizens Equity First Credit Union	11-15-19	***86202	09-15-22	1.88%	1,000,000.00	
Citizens Equity First Credit Union	12-23-20	***86200	01-23-23	0.50%	2,000,000.00	
Citizens Equity First Credit Union	12-23-20	***86201	03-23-23	0.50%	1,000,000.00	
FCB Banks	06-10-19	***66538	05-10-22	2.87%	500,000.00	
FCB Banks	06-10-19	***66539	06-10-22	2.87%	1,000,000.00	
FCB Banks	07-11-19	***66720	07-11-22	2.66%	1,000,000.00	
FCB Banks	11-23-20	***56720	06-23-23	0.65%	1,500,000.00	
State Bank of St. Jacob	07-27-20	***12351	07-27-22	1.00%	630,000.00	
State Bank of St. Jacob	08-25-20	***12370	08-25-22	0.85%	480,000.00	
United Community Bank	09-02-20	***20970	09-02-23	0.95%	1,000,000.00	
TOTAL CD'S					25,302,000.00	1.30%
CERTIFICATES OF DEPOSIT ACCOUNT REGISTRY SERVICE (CDARS)						
Bank of Belleville	04-01-21	***89108	03-28-24	0.71%	500,000.00	
Edwardsville Bank	10-08-20	***70579	10-06-22	0.75%	1,000,000.00	
Edwardsville Bank	11-04-21	***93402	11-03-22	0.25%	1,000,000.00	
Edwardsville Bank	02-04-21	***14073	03-30-23	0.60%	1,000,000.00	
Edwardsville Bank	04-01-21	***87288	10-19-23	0.45%	500,000.00	
Edwardsville Bank	04-01-21	***87296	03-28-24	0.55%	540,000.00	
Town and Country Bank	11-04-21	***96959	05-04-23	0.40%	1,000,000.00	
Town and Country Bank	02-03-22	***32172	08-01-24	1.00%	1,000,000.00	
Town and Country Bank	11-04-21	***96916	11-28-24	0.81%	500,000.00	
Town and Country Bank	02-03-22	***32334	01-30-25	1.25%	500,000.00	
TOTAL CDARS					7,540,000.00	0.65%
TOTAL INVESTMENTS PURCHASED DIRECTLY BY MCT					32,842,000.00	
TOTAL INVESTMENTS IN PORTFOLIO MANAGED BY BUSEY BANK (SEE SEPARATE REPORT FOR DETAILS)				varies	23,500,000.00	varies
GRAND TOTAL MCT INVESTMENTS					56,342,000.00	
CASH ACCOUNTS						
MCT checking account				0.10%	27,613.24	
MCT savings accounts				0.10%	116,273.42	
Illinois Funds investment pool				0.404%	5,471,582.52	
TOTAL CASH					5,615,469.18	0.40%
TOTAL CASH AND INVESTMENTS					61,957,469.18	

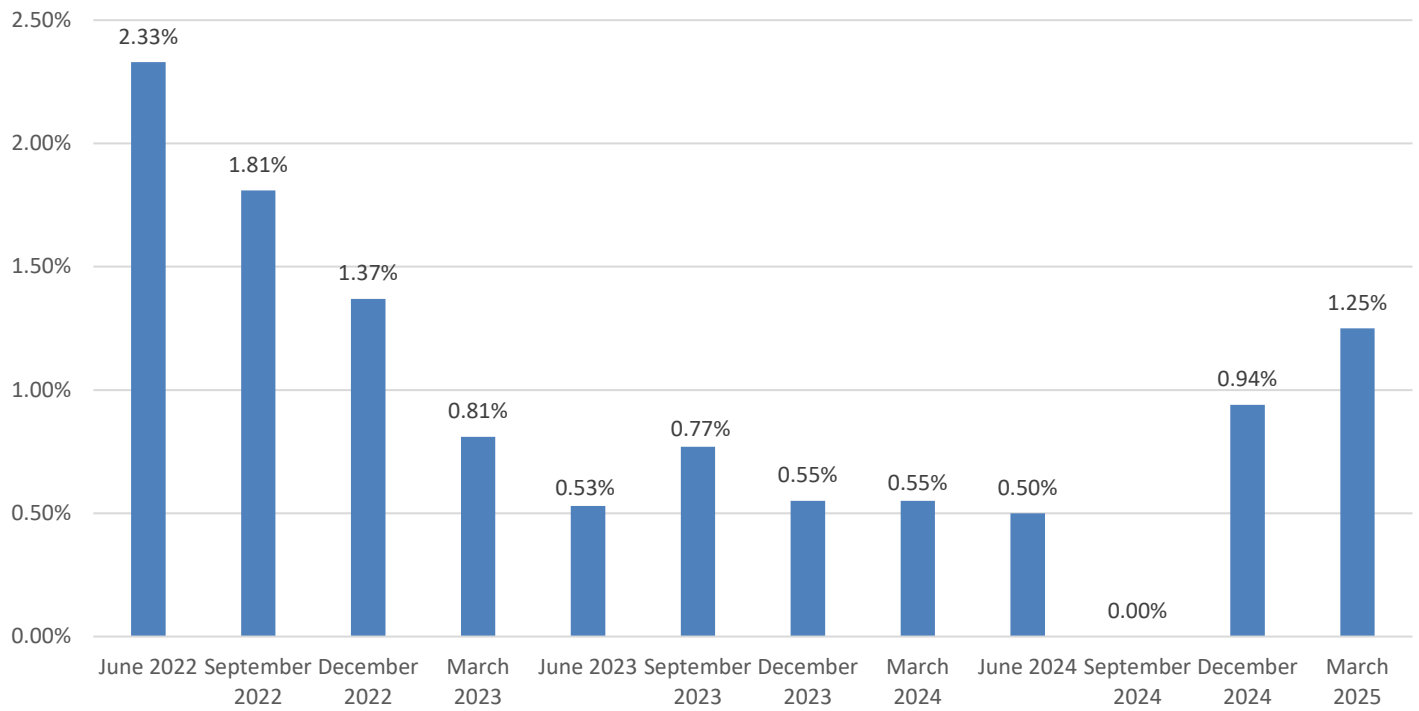
MCT Investment Maturities by Year
As of March 31, 2022
(only includes the portfolio managed by MCT)



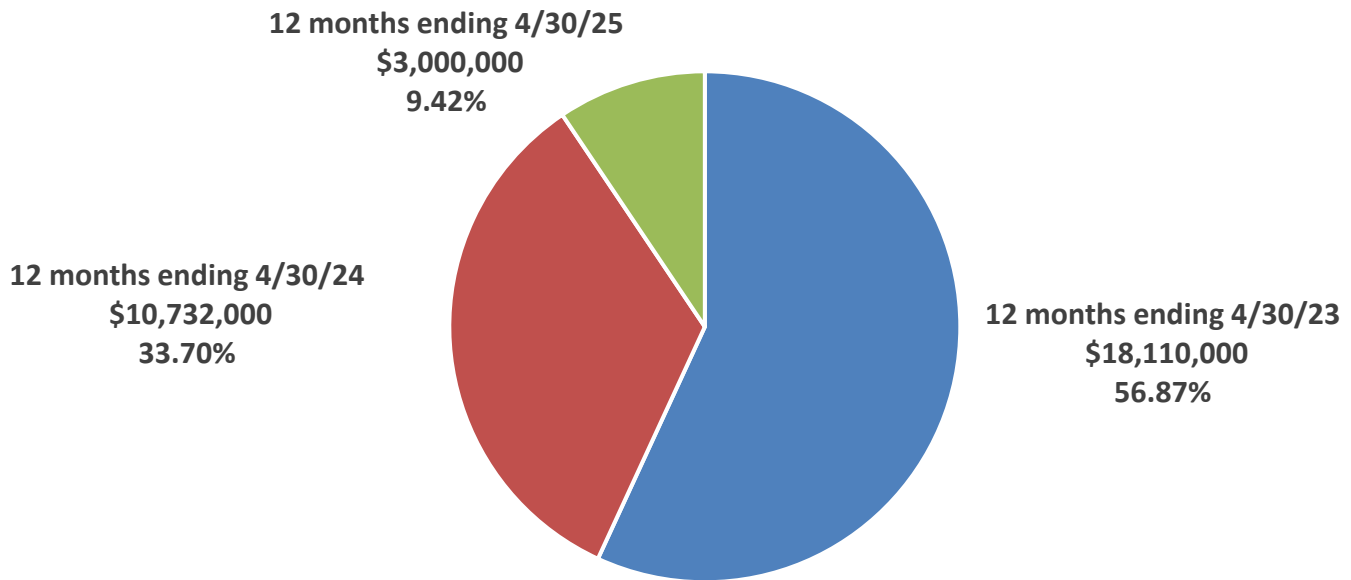
MCT Investment Maturities by Quarter
As of March 31, 2022
(only includes the portfolio managed by MCT)



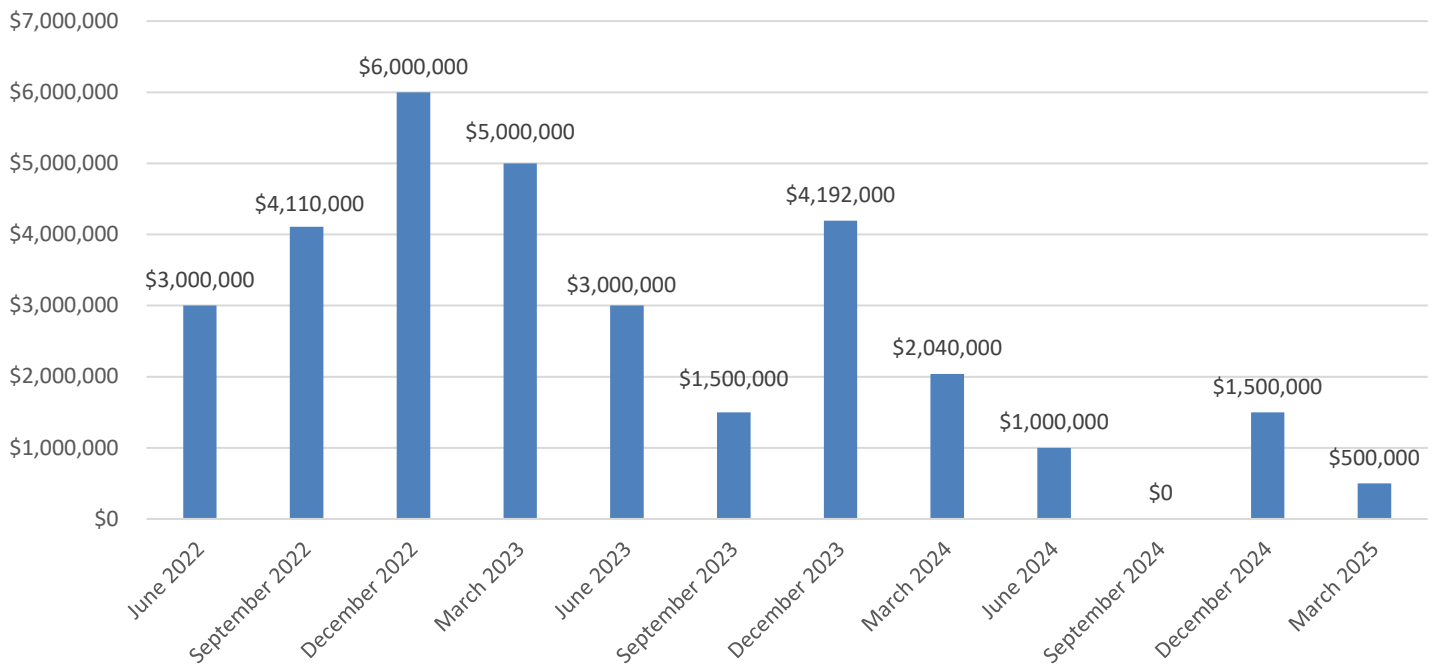
MCT Investment Weighted Average Rate of Return by Quarter
As of March 31, 2022
(only includes the portfolio managed by MCT)



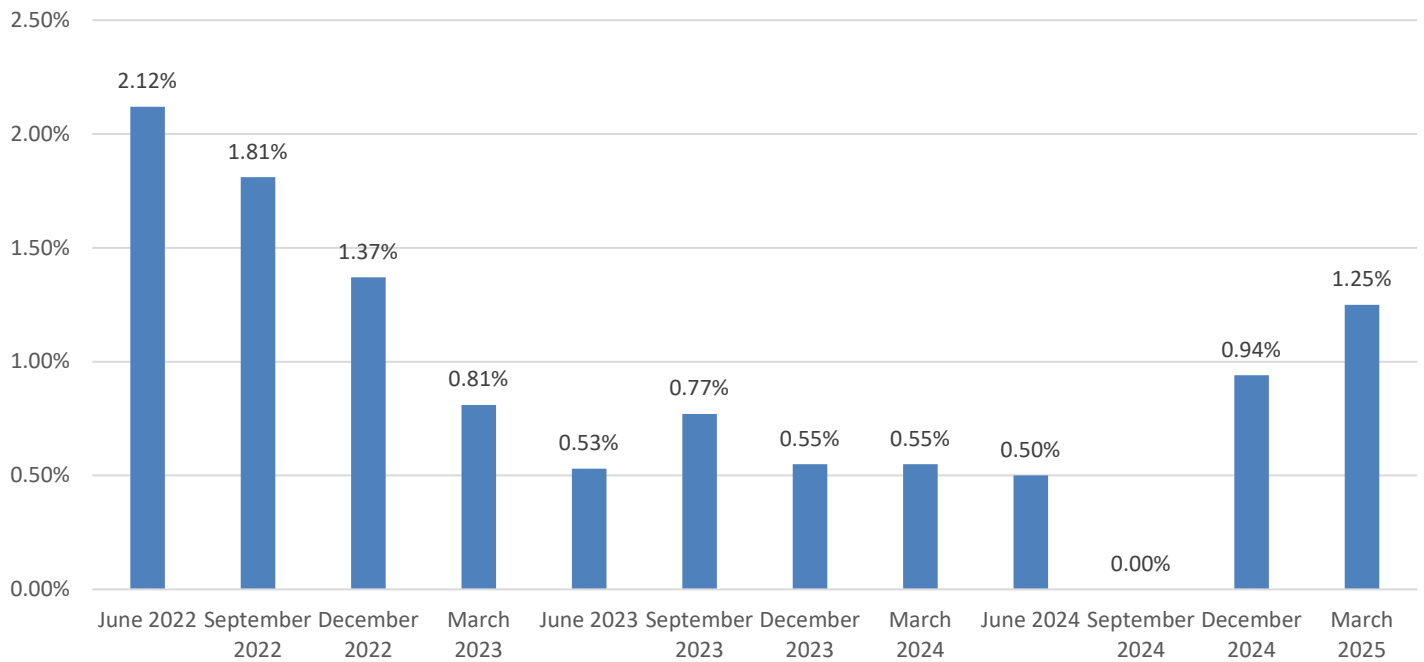
**MCT Investment Maturities by Year
Proposed As of April 30, 2022
(only includes the portfolio managed by MCT)**



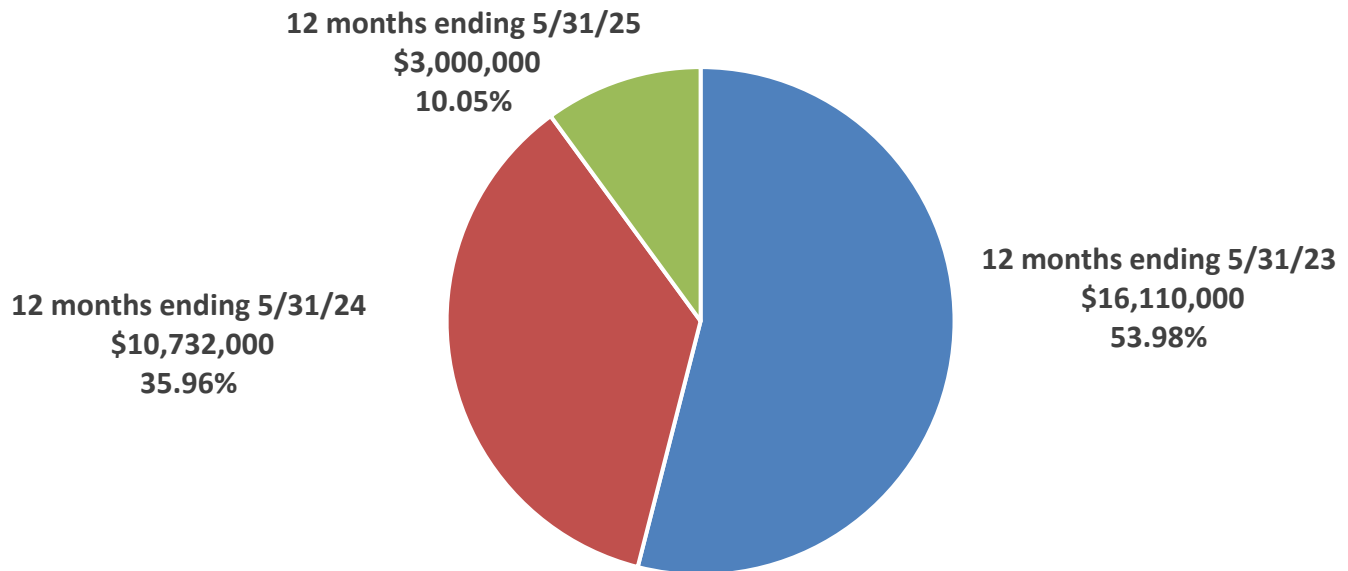
**MCT Investment Maturities by Quarter
Proposed as of April 30, 2022
(only includes the portfolio managed by MCT)**



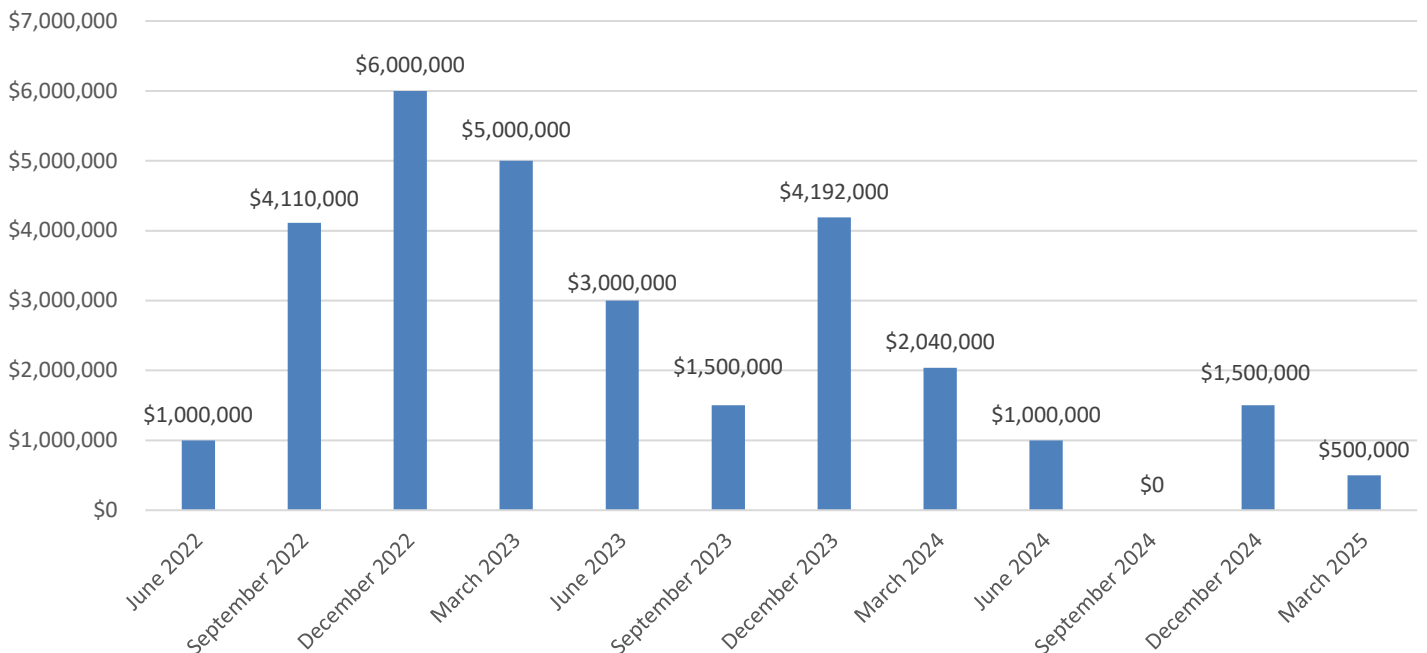
MCT Investment Weighted Average Rate of Return by Quarter
Proposed As of April 30, 2022
(only includes the portfolio managed by MCT)



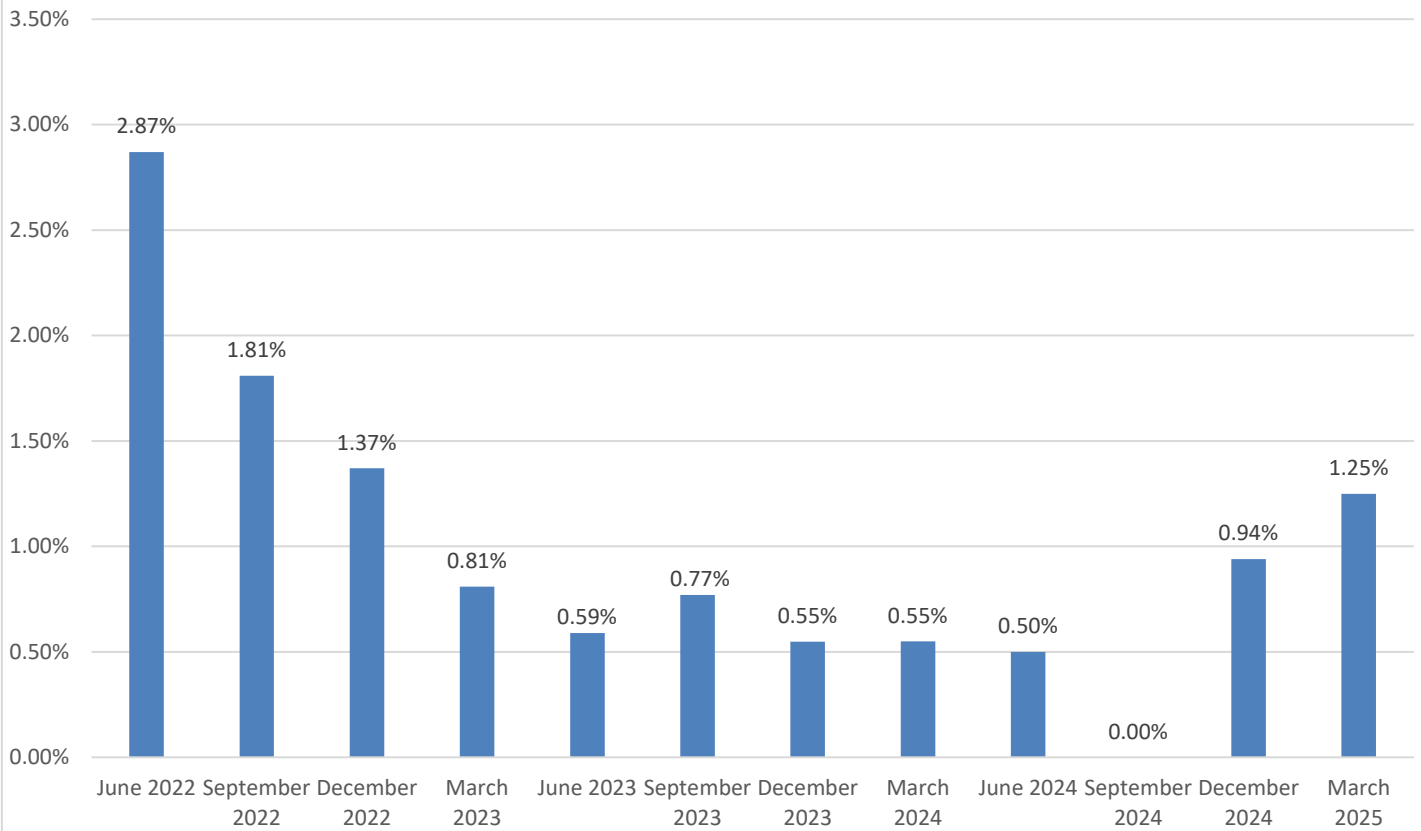
MCT Investment Maturities by Year
Proposed As of May 31, 2022
 (only includes the portfolio managed by MCT)



MCT Investment Maturities by Quarter
Proposed as of May 31, 2022
 (only includes the portfolio managed by MCT)



MCT Investment Weighted Average Rate of Return by Quarter
Proposed As of May 31, 2022
(only includes the portfolio managed by MCT)



MCT Collateral Pledges as of March 31, 2022

INSTITUTION	MCT Deposit			3/31/22 Fair Market Value		
	Balance At 3/31/22	110% Of Deposits	Less FDIC Insurance	Collateral Needed	Of Collateral Pledged	Excess Collateral
Associated Bank	\$0	\$0	(\$250,000)	\$0	\$3,814,764	\$3,814,764
Bank of Hillsboro	\$9,692,000	\$10,661,200	(\$250,000)	\$10,411,200	\$12,611,904	\$2,200,704
Bradford National Bank	\$1,000,000	\$1,100,000	(\$250,000)	\$850,000	\$1,062,460	\$212,460
Busey Bank	\$143,881	\$158,269	(\$250,000)	(\$91,731)	\$13,269,175	\$13,360,906
Carrollton Bank	\$3,500,000	\$3,850,000	(\$250,000)	\$3,600,000	\$4,545,102	\$945,102
CEFCU (formerly Simmons Bank)	\$5,000,005	\$5,500,006	(\$250,000)	\$5,250,006	\$6,624,339	\$1,374,333
FCB Banks	\$4,000,000	\$4,400,000	(\$250,000)	\$4,150,000	\$8,236,353	\$4,086,353
State Bank of St. Jacob	\$1,110,000	\$1,221,000	(\$250,000)	\$971,000	\$1,000,255	\$29,255
United Community Bank	\$1,000,000	\$1,100,000	(\$250,000)	\$850,000	\$922,292	\$72,292
Subtotal	\$25,445,887					
CDARS investments	\$7,540,000					
Illinois Funds Investment Pool	\$5,471,583					
Total Cash and Investments at 3/31/22	\$38,457,469					
	\$0					

Madison County Mass Transit District Agency

STATEMENT REPORT

As of 3/31/2022

ACCOUNTS

Madison County Mass Transit District Agency

Monthly Market Update

(as of 3/31/2022)



Economic Recap

- The US economy seems to be holding up well despite the headwinds of rising inflation and higher interest rates. The US job market remains robust as the unemployment rate fell in March to 3.6%, slightly below the pre-pandemic low of 3.5%. Average hourly wages rose by 0.4% in March and are up 5.6% over the past 12 months. The Russian invasion of Ukraine has further disrupted the global supply chain, which is likely to add to inflationary pressures and weigh on consumer spending, however it should not derail the US economic recovery.
- The Consumer Price Index climbed 0.8% in February after climbing 0.6% in the previous month. Increases in the indexes for gasoline, shelter, and food were the largest contributors to the CPI increase. The gasoline index rose 6.6% in February and accounted for almost a third of the overall February increase. Since February 2021, the CPI has risen 7.9% — the largest increase since the period ending January 1982.
- Industrial production increased 0.5% in February following a 1.4% increase in January. In February, manufacturing rose 1.2% and mining increased 0.1%, while utilities fell 2.7%. Total industrial production in February was 7.5% higher than it was a year earlier. Since February 2021, manufacturing has risen 7.4%, mining has jumped 17.3%, while utilities decreased 1.2%.

Economic Data

	<u>Current</u>	<u>Average</u>	<u>Percentile</u>
Unemployment Rate	3.6%	6.1%	8%
CPI YoY (Urban)	7.9%	2.2%	100%
Inflation Expectation (5-Year)	3.4%	1.9%	98%
Fed Deficit (% of GDP)	9.2%	5%	88%
Household Debt/Income (Disposable)	98.5%	112%	6%
Housing Affordability	148	154	39.0%
Dollar Index	98.3	89	80%

Monthly Market Update

(as of 3/31/2022)



Equity Recap

- US stocks posted a strong recovery in March with the S&P 500 gaining nearly 4%. Even so, stocks fell almost 5% in the first quarter, delivering their first quarterly loss in two years. The market rallied following the Fed's announcement it would hike the fed funds rate by 0.25% rather than the 0.50% increase some investors expected. Oil prices rose 5% in March as there was little progress towards peace in Ukraine or increasing oil supply.
- Growth stocks led Value stocks in March, but Value stocks outperformed for the quarter thanks to a 39% gain in the energy sector. Technology, consumer discretionary, and communication services were the weakest performing sectors in the quarter, falling 8-12%. Mid and small-cap stocks lagged the S&P 500 for both the month and quarter.
- International developed markets recorded a slight gain in March, while emerging markets dropped 2%. For the quarter, these markets fell 6-7%, pulled lower by the war in Ukraine. China recently implemented additional COVID-related lockdowns which could further pressure the supply chain and financial markets.

Equity Data

	<u>1-Month</u>	<u>YTD</u>	<u>1-Year</u>	<u>3-Year</u>	<u>5-Year</u>
S&P 500	3.7%	-4.6%	15.6%	18.9%	16.0%
S&P 400 Midcap	1.4%	-4.9%	4.6%	14.1%	11.1%
Russell 2000	1.2%	-7.5%	-5.8%	11.7%	9.7%
MSCI EAFE	0.7%	-5.8%	1.7%	8.4%	7.3%
MSCI Emerging	-2.3%	-7.0%	-11.1%	5.3%	6.3%
MSCI ACWI	2.2%	-5.3%	7.7%	14.3%	12.2%

Monthly Market Update

(as of 3/31/2022)

Fixed Income Recap

- While the stock market was staging a rally in late March, the fixed income market was suffering through one of its worst monthly losses on record. For the month, the aggregate bond benchmark returned -2.84%, and -6.00% for the 1st quarter. This marks the 3rd worst quarterly decline for the index in four decades.
- Bond markets were reacting to the Federal Reserve's more aggressive tone on curbing inflation. As they telegraphed for a couple of months, the central bank increased the Fed Funds Rate for the first time in three years on March 16th. Subsequently, Fed Chair Jerome Powell would go on to say that they are prepared to raise the Fed Funds rate by 0.50% at their next meeting, if necessary.
- Not surprisingly, US Treasury yields moved up sharply on the news. The 10-year yield increased from 1.83% at the beginning of March to 2.50% in late March. The silver lining in this rapid rise in rates is that bond investors can now earn 2.50% – 3.50% on short to intermediate government and corporate bonds, which are the highest yields in three years.

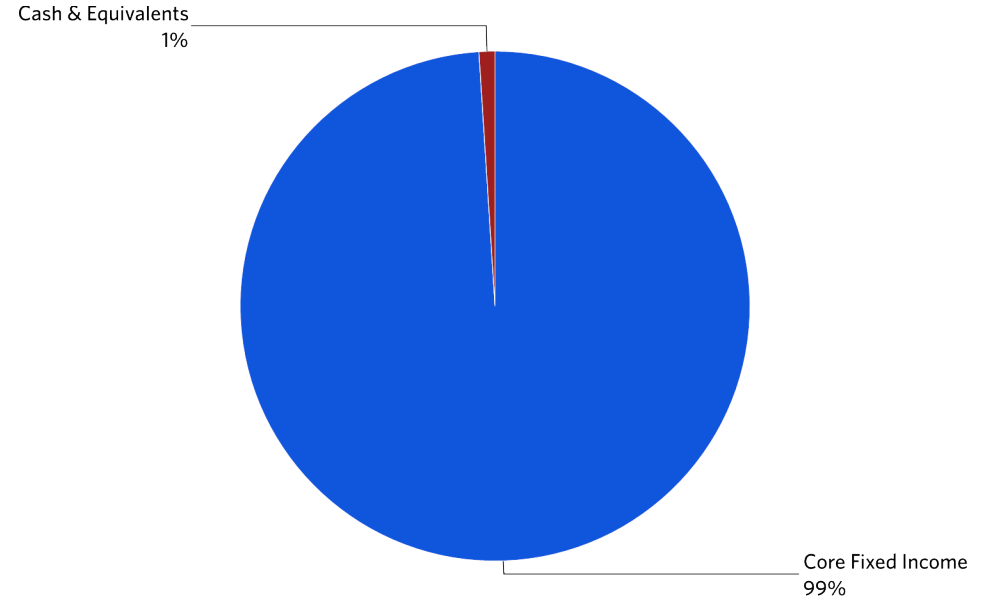
Fixed Income Data

	<u>1-Month</u>	<u>YTD</u>	<u>1-Year</u>	<u>3-Year</u>	<u>5-Year</u>
Bloomberg U.S. Treasury	-3.1%	-5.6%	-3.7%	1.4%	1.8%
Bloomberg U.S. Corporate	-2.5%	-7.7%	-4.2%	3.0%	3.3%
Bloomberg U.S. Aggregate	-2.8%	-5.9%	-4.2%	1.7%	2.1%
Bloomberg U.S. High Yield	-1.1%	-4.8%	-0.7%	4.6%	4.7%
Bloomberg U.S. Global Agg Ex-US	-3.2%	-6.1%	-7.9%	-0.2%	1.3%
Bloomberg U.S. Municipal	-3.2%	-6.2%	-4.5%	1.5%	2.5%

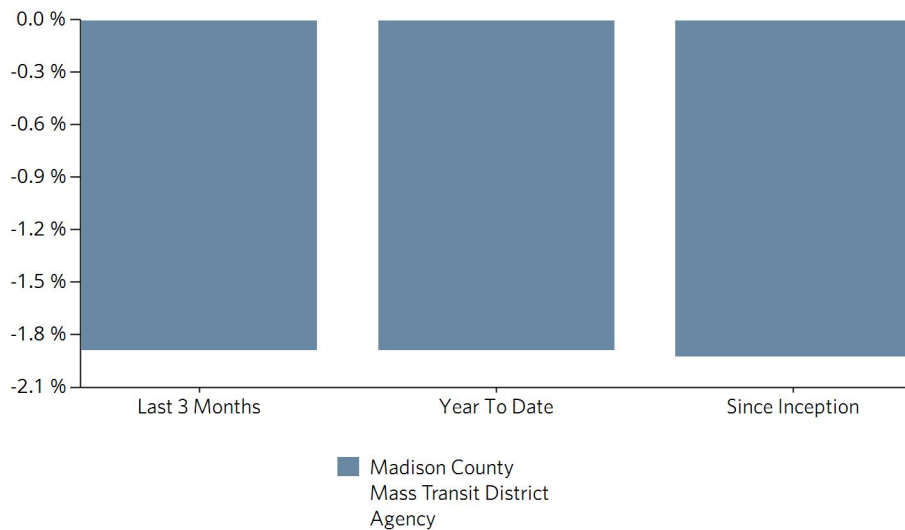
Portfolio Value Summary

	Last 3 Months	Year To Date	Since 11/30/2021
Beginning Value	10,498,362	10,498,362	0
Net Additions	13,000,000	13,000,000	23,500,000
Gain/Loss	-357,986	-357,986	-359,624
Ending Value	23,140,376	23,140,376	23,140,376
Return	-1.9%	-1.9%	-1.9%
MSCI ALL COUNTRIES ACWI Return	-5.4%	-5.4%	-1.6%
BARCLAYS CAPITAL INTERMEDIATE GOV'T/CREDIT IN...	-4.5%	-4.5%	-4.6%
S&P 500 TOTAL RETURN INDEX Return	-4.6%	-4.6%	-0.3%
MSCI DEVELOPED EAFE(USD)(TRN) Return	-5.9%	-5.9%	-1.1%
CONSUMER PRICE INDEX - (Monthly) Return	3.1%	3.1%	3.4%

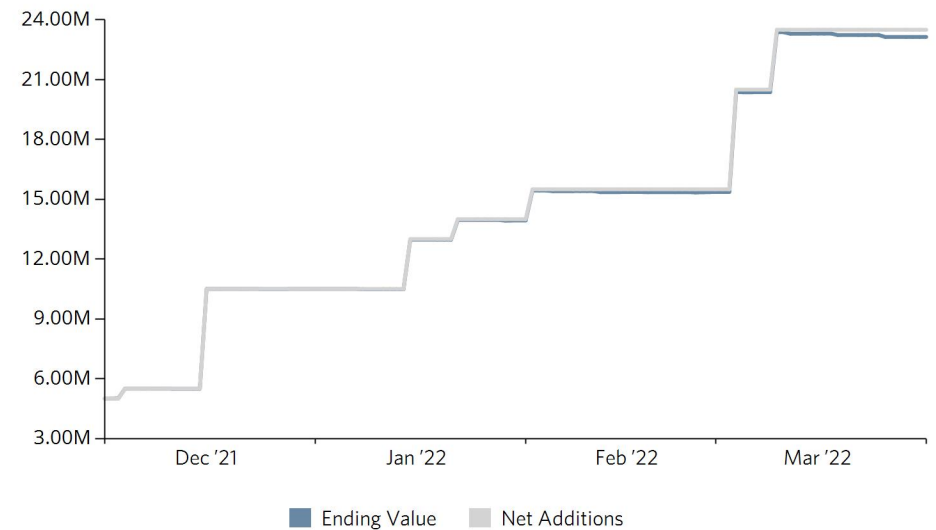
Asset Class Allocation



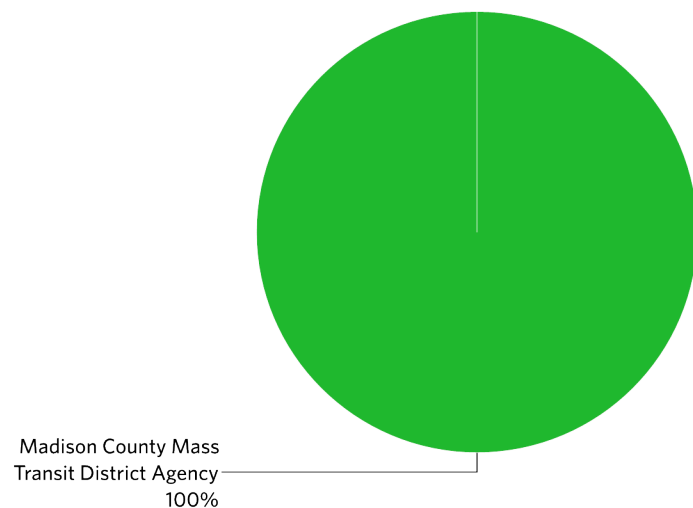
Portfolio Returns



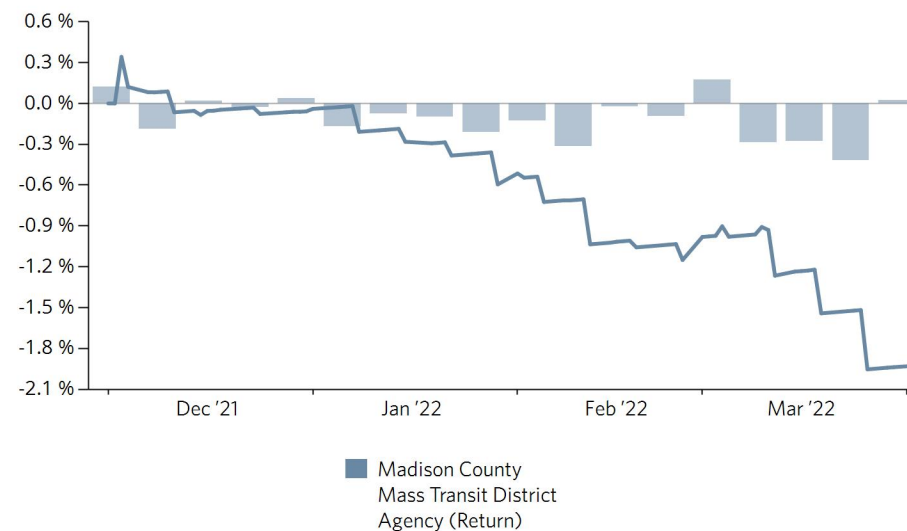
Net Additions and Market Value



Allocation by Account



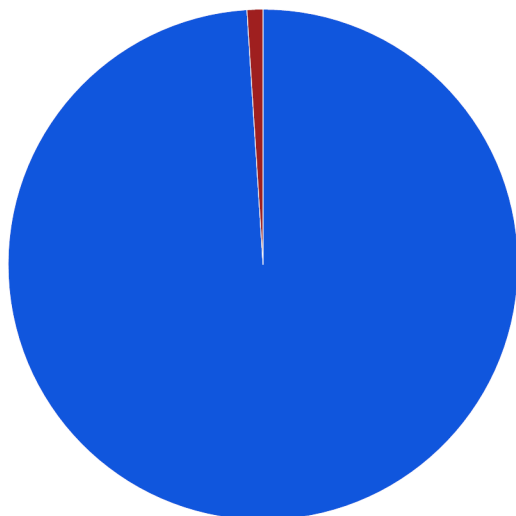
Total Portfolio Performance




Summary of Portfolio Accounts

			Last 3 Months	Year To Date	Since 11/30/2021
	Ending Value	Allocation	Return	Return	Return
Madison County Mass Transit District Agency	23,140,376	100.0%	-1.9%	-1.9%	-1.9%
Madison County Mass Transit District Agency	23,140,376	100.0%	-1.9%	-1.9%	-1.9%

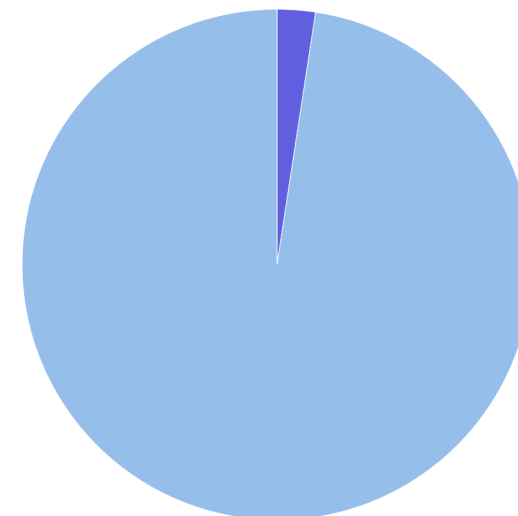
Asset Class Allocation



Core Equity and Satellites Allocation



Core Fixed Income Allocation



	Ending Value	Allocation
Madison County Mass Transit District Agency	23,140,376	100.0%
Core Fixed Income	22,906,655	99.0%
Cash & Equivalents	233,721	1.0%

No Data Available

	Ending Value	Allocation
Madison County Mass Transit District Agency	22,906,655	100.0%
Muni Bonds	554,371	2.4%
Taxable Bonds	22,352,284	97.6%

Portfolio Appraisal

	Units	Cost Basis	Unit Cost	Ending Value	Price	Total UGL	Yield	Projected Income
Madison County Mass Transit District Agency		23,492,068		23,140,376		-351,693	1.4%	318,188
1035033783 - Madison County Mass Transit District Agency		23,492,068		23,140,376		-351,693	1.4%	318,188
■ Muni Bonds		563,132		554,371		-8,761	0.8%	4,212
CENTENNIAL INDPT SCH DIST NO 0 1.005% 02/01/2024	175,000	175,000	100	171,213	98	-3,787	1.0%	1,720
TEMPE ARIZ CTFS PARTN 0.623% 07/01/2024	400,000	388,132	97	383,158	96	-4,974	0.7%	2,492
■ Taxable Bonds		22,695,216		22,352,284		-342,931	1.4%	313,722
BANK HAPOALIM B M NEW YORK 0.35% 2022	245,000	245,000	100	244,939	100	-61	0.2%	429
BANKUNITED NATL ASSN MIAMI 0.95% 2024	245,000	245,000	100	235,799	96	-9,201	1.0%	2,328
BMW BK NORTH AMER UTAH 0.65% 2024	245,000	244,265	100	235,125	96	-9,140	0.7%	1,593
CAPITAL ONE BANK (USA) NAT 2.65% 2024	235,000	244,938	104	239,338	101	-5,601	2.6%	6,228
CITIBANK N A 3.55% 2023	230,000	242,836	106	239,252	103	-3,584	3.4%	8,165
FEDERAL FARM CR BKS 0.07% 08/25/2022	350,000	349,517	100	348,643	100	-874	0.0%	123
GOLDMAN SACHS BK USA 3% 2024	235,000	246,721	105	239,645	102	-7,076	2.9%	7,050
INCREDIBLEBANK WAUSAU WIS 0.6% 2024	226,000	225,977	100	215,693	95	-10,284	0.6%	1,356
MEDALLION BK UTAH 1.4% 2025	245,000	245,000	100	237,731	97	-7,269	1.4%	3,430
MORGAN STANLEY BK N A 2.15% 2023	240,000	246,244	103	242,769	101	-3,475	2.1%	5,160
SAFRA NATL BANK NEW YORK NY 0.2% 2023	150,000	149,550	100	148,211	99	-1,339	0.2%	300
SALLIE MAE BK MURRAY UTAH 3.2% 2023	100,000	103,951	104	103,149	102	-802	3.1%	3,200
SYNCHRONY BANK 0.65% 2024	145,000	144,339	100	139,460	96	-4,878	0.7%	943
TEXAS EXCHANGE BK CROWLEY 1.35% 2025	245,000	245,000	100	237,632	97	-7,368	1.4%	3,308
TOYOTA FINL SVGS BK HEND NV 0.6% 2024	178,000	176,487	99	171,270	96	-5,217	0.6%	1,068
UNITED STATES TREAS NTS 0.125% 01/15/2024	500,000	494,571	99	481,515	96	-13,056	0.1%	625
UNITED STATES TREAS NTS 0.125% 02/28/2023	500,000	498,709	100	493,415	99	-5,295	0.1%	625
UNITED STATES TREAS NTS 0.125% 06/30/2022	500,000	499,473	100	499,611	100	138	0.1%	313
UNITED STATES TREAS NTS 0.125% 08/15/2023	500,000	496,642	99	487,147	97	-9,495	0.1%	625
UNITED STATES TREAS NTS 0.125% 12/31/2022	500,000	496,309	99	495,353	99	-956	0.1%	625
UNITED STATES TREAS NTS 0.375% 04/15/2024	500,000	495,703	99	481,468	96	-14,235	0.4%	1,875

Portfolio Appraisal

	Units	Cost Basis	Unit Cost	Ending Value	Price	Total UGL	Yield	Projected Income
UNITED STATES TREAS NTS 0.375% 07/15/2024	500,000	494,749	99	477,990	96	-16,759	0.4%	1,875
UNITED STATES TREAS NTS 0.75% 12/31/2023	950,000	935,898	99	927,656	97	-8,243	0.8%	7,125
UNITED STATES TREAS NTS 1.125% 01/15/2025	500,000	496,699	99	483,086	96	-13,613	1.2%	5,625
UNITED STATES TREAS NTS 1.375% 06/30/2023	950,000	957,216	101	946,759	99	-10,457	1.4%	13,063
UNITED STATES TREAS NTS 1.5% 03/31/2023	950,000	955,901	101	948,034	100	-7,867	1.5%	14,250
UNITED STATES TREAS NTS 1.5% 09/30/2024	950,000	955,588	101	928,407	98	-27,182	1.5%	14,250
UNITED STATES TREAS NTS 1.5% 11/30/2024	500,000	509,043	102	490,027	98	-19,016	1.5%	7,500
UNITED STATES TREAS NTS 1.625% 10/31/2023	500,000	509,922	102	499,461	99	-10,461	1.6%	8,125
UNITED STATES TREAS NTS 1.75% 09/30/2022	775,000	779,808	101	777,728	100	-2,080	0.9%	6,781
UNITED STATES TREAS NTS 1.75% 12/31/2024	950,000	958,973	101	936,007	98	-22,965	1.8%	16,625
UNITED STATES TREAS NTS 1.875% 04/30/2022	500,000	501,289	100	504,529	100	3,240	0.9%	4,688
UNITED STATES TREAS NTS 1.875% 05/31/2022	500,000	503,066	101	504,304	100	1,237	0.9%	4,688
UNITED STATES TREAS NTS 2% 02/15/2025	500,000	502,559	101	494,688	99	-7,871	2.0%	10,000
UNITED STATES TREAS NTS 2% 05/31/2024	500,000	514,297	103	499,437	99	-14,859	2.0%	10,000
UNITED STATES TREAS NTS 2% 06/30/2024	1,000,000	1,009,023	101	996,546	99	-12,477	2.0%	20,000
UNITED STATES TREAS NTS 2% 07/31/2022	350,000	353,055	101	352,572	100	-483	1.0%	3,500
UNITED STATES TREAS NTS 2% 10/31/2022	500,000	506,816	101	506,497	100	-320	2.0%	10,000
UNITED STATES TREAS NTS 2% 11/30/2022	500,000	506,660	101	505,607	100	-1,053	2.0%	10,000
UNITED STATES TREAS NTS 2.125% 03/31/2024	950,000	959,398	101	946,628	100	-12,770	2.1%	20,188
UNITED STATES TREAS NTS 2.125% 12/31/2022	500,000	507,225	101	505,258	101	-1,967	2.1%	10,625
UNITED STATES TREAS NTS 2.375% 02/29/2024	500,000	516,179	103	501,901	100	-14,278	2.4%	11,875
UNITED STATES TREAS NTS 2.75% 04/30/2023	500,000	515,566	103	510,901	101	-4,665	2.7%	13,750
UNITED STATES TREAS NTS 2.875% 09/30/2023	950,000	973,102	102	960,982	101	-12,120	2.8%	27,313
US TREASURY NOTE 1.75%	500,000	502,500	101	504,169	100	1,669	0.9%	4,375
WEBBANK SALT LAKE CITY UTAH 0.75% 2023	245,000	245,000	100	240,571	98	-4,429	0.8%	1,838
WELLS FARGO BANK NATL ASSN 3.5% 2023	180,000	189,450	105	185,378	103	-4,073	3.4%	6,300
■ Money Markets		233,721		233,721		0	0.1%	255



Portfolio Appraisal

	Units	Cost Basis	Unit Cost	Ending Value	Price	Total UGL	Yield	Projected Income
GOLDMAN FED FUND 520	233,721	233,721	1	233,721	1	0	0.1%	255

Our team of Wealth Management experts offers a wide array of solutions that can be customized around you, our client. Please let your advisor know if you would like to discuss one of these solutions.

Comprehensive and Goal-Based Financial Planning

- Retirement Plan Status Review
- Estate Planning
- Asset Protection
- Tax Planning
- Corporate Executive Stock Option Strategies

Retirement Planning

- Income Planning
- Distribution Strategies
- Employer Plan Rollovers
- Long-Term Care Planning

Insurance Solutions

- Asset Preservation
- Income Replacement and Family Protection
- Policy Reviews

Investment Management

- Portfolio Review and Construction
- Enhanced Asset Allocation Strategies
- Goal Based Asset Allocation
- Tax Efficient Strategies
- Distribution Planning

Estate Planning

- Personal Trust Services
- Document Review (wills, trusts, power of attorney)
- Executor and Trustee Services
- Philanthropic Advisory Services

The Private Client Service Approach

- Personal Banking and Lending Services

Farm Management and Real Estate Brokerage

Our team of professionals has the ability to incorporate the above services into your personalized financial strategy.

Disclaimer:

The information provided herein is obtained from sources believed to be reliable, and such information is believed to be accurate and complete, but no reservation or warranty is made as to its accuracy or completeness. These investments are not insured or otherwise protected by the U.S. Government, the Federal Deposit Insurance Corporation, the Federal Reserve Board, or any other government agency and involve risk, including the possible loss of investment principal. Past performance is no guarantee of future results.

Information contained in the report regarding income and gains should not be used for tax purposes. The market values reflected may include accruals and other adjustments and will not exactly match the market value figures on your regular account statement.

Returns do not reflect all fees and expenses attributable to the account.

"Since Inception Return" is displayed on this report and details the return for the given date range of the report and may not include the return for the entire date range since the account was established.

Third party data contained in the report may only be used in conjunction with this report and may not be re-distributed to other parties. Such data is provided without warranty and data providers shall have no liability of any kind. CFA Institute GIPS® standards have been incorporated into the calculation methodology used. Performance is calculated utilizing the time-weighted rate of return. This is a measure of the compound rate of growth over time for the portfolio.

April 20, 2022



S.J. Morrison, Managing Director
Madison County Transit
1 Transit Way
Pontoon Beach, IL 62040

Dear Mr. Morrison,

Main Street Community Center has been providing door-to-door transportation services for seniors and adults with disabilities for over 30 years. The service is vital to independent living for many in our community. We provide rides to the pharmacy, medical appointments, grocery shopping and more. In addition, we help transport several young adults to volunteer and paid positions in the community.

Since 2012, we have been providing the service using a 2011 Ford Explorer E350 with 12 passenger seats that is co-titled with the Illinois Department of Transportation. The vehicle has served the Center well for the past 10 years, but with 162,881 mostly in-town miles on the odometer, it is fast approaching the end of its useful life. The lift no longer works at full capacity, breaking when lifting over 300 lbs. We are spending more money on repairs and cancelling essential rides due to down time.

For these reasons, I am asking Madison County Transit to consider providing a vehicle to Main Street Community Center so we can continue to provide this important service to the community. We currently have a 12-passenger vehicle, but the most passengers we have on the bus at one time is six, except for a few special events when we provide a shuttle service (eg., off-site health fair, etc.).

We are not quite up to our pre-COVID transportation numbers, but ridership is continually increasing and we expect it to meet or exceed previous ridership number in the near future.

2019 (Jan-Mar) Ridership:	27 clients, 1223 one-way rides
2020 (Jan-Mar) Ridership:	34 clients, 1120 one-way rides
2021 (Jan-Mar) Ridership:	7 clients, 741 one-way rides
2022 (Jan-Mar) Ridership:	29 clients, 1157 one-way rides

We appreciate the good working relationship we have had with MCT over many years and appreciate your consideration of this request.

Sincerely,

A handwritten signature in blue ink, appearing to read "Sara Berkbighler", is written over a light blue horizontal line.

Sara Berkbighler
Executive Director

RESOLUTION 22-49

AUTHORIZING THE PURCHASE OF A VEHICLE FOR MAIN STREET COMMUNITY CENTER, TO SERVE THE RESIDENTS OF MADISON COUNTY, ILLINOIS

WHEREAS, Madison County Mass Transit District (District) was created in December 1980 by resolution of the Madison County Board pursuant to Section 3 of the Local Mass Transit District Act, approved July 21, 1959, as amended (70 ILCS 3610/1 et. seq.), to foster an improved coordinated transportation system; and,

WHEREAS, the District has the responsibility to operate and maintain mass transit as a public service for the welfare of the residents of the District and the vitality of the County; and,

WHEREAS, the District is authorized to lease buses and equipment so as to efficiently operate the District (70 ILCS 3610/5(b)); and,

WHEREAS, the Main Street Community Center's principal office is in need of a light-duty, lift-equipped vehicle to serve the residents of Madison County, Illinois; and,

WHEREAS, the purchase of one (1) light-duty, lift-equipped bus is recommended for the purpose of leasing to Main Street Community Center, of Edwardsville, Illinois.

NOW, THEREFORE, BE IT RESOLVED BY THE BOARD OF TRUSTEES OF THE DISTRICT THAT:

1. Ronald L. Jedda, Chairman, Christopher C. Guy, Vice Chairman, and/or Steven J. Morrison, Managing Director, of the District, are hereby authorized to take all action necessary to execute, complete, and perform all obligations associated with the purchase of one (1) light-duty, lift-equipped bus for the purpose of leasing to Main Street Community Center, Edwardsville, Illinois, including any and all change orders, and to take any such further actions as are necessary and appropriate on behalf of and in a manner most beneficial to the Madison County Mass Transit District.
2. Ronald L. Jedda, Chairman, Christopher C. Guy, Vice Chairman, and/or Steven J. Morrison, Managing Director, of the District, are hereby authorized and directed to take all action necessary to execute, complete, and perform all obligations associated with a Main Street Community Center vehicle lease and maintenance agreement, including any and all amendments on behalf of and in a manner most beneficial to the Madison County Mass Transit District.
3. The District Capital Budget line item be increased by an amount equivalent to the project costs.
4. The District increase the Assigned Fund Balance by the percent required of the contract award necessary to meet the grant requirements.

ADOPTED by the Madison County Mass Transit District, Madison County, Illinois, on this
twenty-eighth of April 2022.

R L Jedda

Ronald L. Jedda, Chairman

Allen P. Adomite

Allen P. Adomite

Christopher C. Guy

Christopher C. Guy

Andrew F. Economy

Andrew F. Economy

J. Kelly Schmidt

J. Kelly Schmidt

APPROVED as to Form:

Emily Nielsen

Emily Nielsen, Legal Counsel

CERTIFICATE

I, Julie Repp, do hereby certify that I am the fully qualified and acting Secretary of the Board of Trustees of the Madison County Mass Transit District (District), and as such Secretary, I am the keeper of the records and files of the District.


I do further certify that at a duly constituted and legally convened meeting of the Board of Trustees of the District held on Thursday, April 28, 2022, a Resolution was adopted in full accordance and conformity with the by-laws of the District and the statutes of the State of Illinois, as made and provided, and that the following is a full, complete, and true copy of the pertinent provisions of said Resolution.

NOW, THEREFORE, BE IT RESOLVED BY THE BOARD OF TRUSTEES OF THE DISTRICT THAT:

1. Ronald L. Jedda, Chairman, Christopher C. Guy, Vice Chairman, and/or Steven J. Morrison, Managing Director, of the District, are hereby authorized to take all action necessary to execute, complete, and perform all obligations associated with the purchase of one (1) light-duty, lift-equipped bus for the purpose of leasing to Main Street Community Center, Edwardsville, Illinois, including any and all change orders, and to take any such further actions as are necessary and appropriate on behalf of and in a manner most beneficial to the Madison County Mass Transit District.
2. Ronald L. Jedda, Chairman, Christopher C. Guy, Vice Chairman, and/or Steven J. Morrison, Managing Director, of the District, are hereby authorized and directed to take all action necessary to execute, complete, and perform all obligations associated with a Main Street Community Center vehicle lease and maintenance agreement, including any and all amendments on behalf of and in a manner most beneficial to the Madison County Mass Transit District.
3. The District Capital Budget line item be increased by an amount equivalent to the project costs.
4. The District increase the Assigned Fund Balance by the percent required of the contract award necessary to meet the grant requirements.

I further certify that the original of the complete said Resolution is on file in the records of the District in my custody. I do further certify that the foregoing Resolution remains in full force and effect.

IN WITNESS WHEREOF, I have hereunto affixed my official signature as Secretary of the District on this twenty-eight day of April 2022.

A handwritten signature in cursive script, reading "Julie Repp", is written over a horizontal line.

RESOLUTION 22-50

AUTHORIZING THE FILING OF AN APPLICATION WITH THE FEDERAL TRANSIT ADMINISTRATION FOR FY 2022 LOW OR NO EMISSION GRANT PROGRAM FOR THE ZERO EMISSIONS TRANSITION PHASE ONE PROJECT

WHEREAS, Federal public transportation law (49 U.S.C. 5339(c)) authorizes the Federal Transit Administration (FTA) to award grants for low or no emission bus projects through a competitive process; and,

WHEREAS, the FTA is responsible for administering the Low or No Emission Grant Program on behalf of the United States Department of Transportation; and,

WHEREAS, the Madison County Mass Transit District (District) operates public mass transit service within Madison County, Illinois reducing vehicle emission and traffic congestion; and,

WHEREAS, the Bipartisan Infrastructure Law (BIL) amended the statutory provisions for the Low or No Emission Program to require a Zero-Emission Transition Plan; and,

WHEREAS, the District will develop a Zero-Emission Transition Plan to maintain eligibility for current and future competitive grant program funding; and,

WHEREAS, the District seeks to construct the bus facility infrastructure required to support this Zero-Emission Transition Plan; and,

WHEREAS, it has been determined to be in the best interest of the District to submit an application to this competitive grant process in the amount of twenty million, seven hundred thousand dollars (\$20,700,000) in Grants.gov, in order to obtain grant funds in the amount of sixteen million, five hundred sixty thousand dollars (\$16,560,000) to assist with the cost of the Zero-Emission Transition Phase One Project; and,


WHEREAS, a grant for said funds will impose certain obligations upon the recipient, including the provision by it of the twenty percent (20%) local share of funds necessary to cover costs not covered by the grant.


**NOW, THEREFORE, BE IT RESOLVED BY THE BOARD OF TRUSTEES OF THE
MADISON COUNTY MASS TRANSIT DISTRICT THAT:**

1. Madison County Mass Transit District submit an application in Grants.gov in order to obtain sixteen million, five hundred sixty thousand dollars (\$16,560,000) of FY 2022 Low or No Emission Grant Program funds to assist with the implementation of the Zero Emission Transition Phase One project.
2. Upon approval of its application, the Madison County Mass Transit District shall increase its Assigned Fund Balance by the amount equivalent to twenty percent (20%) of the approved project cost.
3. Ronald L. Jedda, Chairman, Christopher C. Guy, Vice Chairman, and/or SJ Morrison, Managing Director, of the Madison County Mass Transit District, are hereby authorized to execute, complete, administer, and perform all obligations

associated with the filing of said application and to execute, complete and perform all obligations associated with any resulting contracts, furnish such additional information as may reasonably be required in connection with the aforesaid actions, and to take any and all such further actions as are necessary and appropriate, including any and all amendments on behalf of and in a manner most beneficial to the Madison County Mass Transit District.

ADOPTED by the Madison County Mass Transit District, Madison County, Illinois, on this twenty-eighth day of April 2022.





Christopher C. Guy


J. Kelly Schmidt



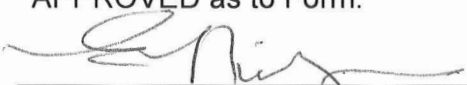
Ronald L. Jedda, Chairman



Andrew F. Economy


Allen P. Adomite

APPROVED as to Form:



Emily Nielsen, Legal Counsel

CERTIFICATE

I, Julie Repp, do hereby certify that I am the fully qualified and acting Secretary of the Board of Trustees of the Madison County Mass Transit District, and as such Secretary, I am the keeper of the records and files of the Madison County Mass Transit District.

I do further certify that at a duly constituted and legally convened meeting of the Board of Trustees of the Madison County Mass Transit District held on Thursday, April 28, 2022, a resolution was adopted in full accordance and conformity with the by-laws of the Madison County Mass Transit District and the statutes of the State of Illinois, as made and provided, and that the following is a full, complete, and true copy of the pertinent provisions of said Resolution.

NOW, THEREFORE, BE IT RESOLVED BY THE BOARD OF TRUSTEES OF THE MADISON COUNTY MASS TRANSIT DISTRICT THAT:

1. Madison County Mass Transit District submit an application in Grants.gov in order to obtain sixteen million, five hundred sixty thousand dollars (\$16,560,000) of FY 2022 Low or No Emission Grant Program funds to assist with the implementation of the Zero Emission Transition Phase One project.
2. Upon approval of its application, the Madison County Mass Transit District shall increase its Assigned Fund Balance by the amount equivalent to twenty percent (20%) of the approved project cost.
3. Ronald L. Jedda, Chairman, Christopher C. Guy, Vice Chairman, and/or SJ Morrison, Managing Director, of the Madison County Mass Transit District, are hereby authorized to execute, complete, administer, and perform all obligations associated with the filing of said application and to execute, complete and perform all obligations associated with any resulting contracts, furnish such additional information as may reasonably be required in connection with the aforesaid actions, and to take any and all such further actions as are necessary and appropriate, including any and all amendments on behalf of and in a manner most beneficial to the Madison County Mass Transit District.

I further certify that the original of the complete said resolution is on file in the records of the Madison County Mass Transit District in my custody. I do further certify that the foregoing Resolution remains in full force and effect.

IN WITNESS WHEREOF, I have hereunto affixed my official signature as Secretary of the Madison County Mass Transit District on this twenty eighth day of April 2022.

